



PUNJAB CRIMINAL PROSECUTION SERVICE



ANNUAL REPORT 2018

Table of Contents

Contents

Preface	4
Institutional Vision, Mission and Values	5
PCPS Vision	5
PCPS Mission	5
PCPS Values	5
Rule of law	5
Protecting human rights	5
Bringing offenders to Justice	5
Excellence	5
Accountability	5
1. Mandate and Functions	6
1.1 Mandate	6
2. Institutional Arrangements	7
2.1 Structure and Governance Arrangements	7
3. Performance During the Criminal Process	8
3.1 Role and Functions During the Criminal Process	8
3.2 Early Information	9
Table: Number of FIRs Received, 2018	10
3.3 Remands and Discharge Orders	17
Table: Remands and Discharges in Districts, 2018	17
3.4 Bail Applications	19
Table: Bail Decisions, 2018	19
3.5 Review of Police cases	26
Table: Reviews by Prosecutors in 2018	26
3.6 Court-Based Performance	36
Evidence Recording	36
Outcomes in District Courts	38
Disposal of Cases in Special Courts	45
Disposal of Cases in Lahore High Court	47
Disposal of Cases in Supreme Court of Pakistan	51
Disposal of Cases in Federal Shariat Court	55
4. Performance Management	56
4.1 Standards	56

4.2 Ensuring Excellence 56

4.3 District Appeal Committees..... 56

4.4 District Challan Scrutiny Committees..... 56

4.5 Internal Monitoring Committees 56

5. Resources 57

 5.1 Budget..... 57

 5.2 Prosecutors 57

VACANCY POSITION OF PROSECUTORS:..... 57

Trainings:..... 58

 Trainings Conducted by Office of Prosecutor General Punjab..... 62



يَتَأْتِيهَا الَّذِينَ ءَامَنُوا كُونُوا قَوَّامِينَ لِلّٰهِ شُهَدَاءَ بِالْقِسْطِ وَلَا يَجْرِمَنَّكُمْ
 شَنَاٰنُ قَوْمٍ عَلَىٰ ءَلَّا تَعْدِلُوا ؕ اَعْدِلُوا هُوَ اَقْرَبُ لِلتَّقْوٰى وَاتَّقُوا اللّٰهَ اِنَّ اللّٰهَ
 خَبِيْرٌۢ بِمَا تَعْمَلُوْنَ ﴿٨﴾

اے ایمان والو! اللہ کے حکم پر خوب قائم ہو جاؤ! انصاف کے ساتھ گواہی دیتے (ف ۳۶) اور تم کو کسی
 قوم کی عداوت اس پر نہ ابھارے کہ انصاف نہ کرو! انصاف کرو وہ پرہیز گاری سے زیادہ قریب ہے
 اور اللہ سے ڈرو! بیشک اللہ کو تمہارے کاموں کی خبر ہے

Preface

I have the honour to submit Annual Report, 2018 of the Punjab Criminal Prosecution Service to the Government of the Punjab. I feel great pleasure to put forward the progress exhibited by the Service during the year 2018. The Punjab Criminal Prosecution Service (**PCPS**) is completely independent, impartial, and unbiased. It is doing its best efforts to achieve its targets. PCPS is engaged day in and day out in upholding the lofty values of justice and fair play. A prosecutor is a representative of state; he neither stands with the complainant nor with the accused. He stands for justice alone. A prosecutor wins when justice wins. The main objective of PCPS is to alleviate the sufferings of the public with Missionary Zeal despite limited resources and by keeping itself within the bounds of impartiality, neutrality and objectivity. PCPS is heading towards its target by strengthening the lines of communication among different stake holders. Prosecutors are trying hard to meet the highest professional standards for the maintenance of golden principle of 'Rule of Law'. They are committed to play pivotal role for the safe administration of justice.¹

¹ The report regarding year 2018 was to be issued and published accordingly by the Worthy ex Prosecutor General Punjab Mr. Ihtisham Qadir, now same is being issued and published in year 2020 by Worthy Prosecutor General, Punjab. Rana Muhammad Arif Kamal Noon.

Institutional Vision, Mission and Values

PCPS Vision

Our vision is to have a prosecution service which has the trust and confidence of the people in its ability to bring offenders to justice in ways that are compatible with human rights.

PCPS Mission

Our mission is to prosecute those brought before the courts in a manner that the rights of all persons involved in criminal actions are protected and provided for.

PCPS Values

The PCPS adheres to all values of justice and fairness. In particular, the Criminal Prosecution Service adheres to and works to uphold the following core values:

Rule of law

- *Promoting a culture where all persons are treated fairly and in accordance with law*
- *Consistency in decision making*

Protecting human rights

- *Supporting correct determinations in ways that are compatible with human rights*
- *Defending and upholding the rights of criminal defendants to a fair trial*
- *Protecting the rights of victims and witnesses*

Bringing offenders to Justice

- *Dealing with alleged offenders in ways that reflect the facts and circumstances of the case as determined by the evidence*
- *Consistent and fairer sentencing*

Excellence

- *Enabling prosecutors to take their decisions to the highest standards of excellence*

Accountability

- *Being accountable to the people and the law*
- *Being transparent in decision making and providing information freely in so far as is consistent with the rights of the person involved*

1. Mandate and Functions

1.1 Mandate

The Prosecution Service is charged with the duty of prosecuting offenders brought before the courts by the provincial investigating agencies. This function includes assessing and advising the courts whether a police case is fit for trial or whether a case in court should continue to be prosecuted. The Prosecution Service is a key part of criminal process and ensures that unwarranted prosecutions are neither filed nor continued in court.

A detailed list of functions and duties of the prosecutors as contained in the Punjab Criminal Prosecution Service Act 2006, the Code of Criminal Procedure and the Code of Conduct is as follows:

- a) To advise and guide the police and other investigating agencies in the conduct of investigations both generally and in individual cases.
- b) To independently and objectively review every prosecution case prior to trial and take prosecution decisions based on the review of the case.
- c) To prosecute alleged offenders on the basis of the evidence before them and to the extent justified by it and any relevant public interest considerations.
- d) To withdraw and/or terminate prosecutions where a charge cannot be sustained either on the basis of evidence and/or the public interest.
- e) To challenge judicial determinations including sentences before an Appellate Court where a determination is not in accordance with the law and/or the facts of the case.
- f) To seek the opinion of the Court in appropriate cases pertaining to commutation of sentence.²

2. Institutional Arrangements

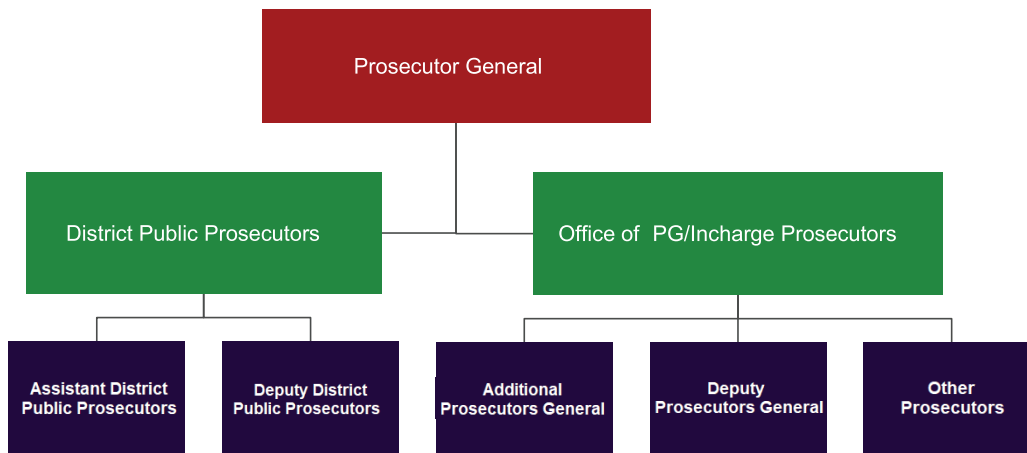
2.1 Structure and Governance Arrangements

The Punjab Criminal Prosecution Service (PCPS) is an attached department of the Prosecution Department, Government of Punjab. The Department is responsible for ensuring that the PCPS delivers its mandate in accordance with law and standards set by the Code of Conduct.

The Prosecutor General is the head of the Criminal Prosecution Service. He is responsible for administering the Service and delivery of prosecutorial services in accordance with law, standards set by the Code of Conduct and guidance issued by the Prosecutor General from time to time.

Prosecutors are appointed in two cadres: District based prosecutors and Superior court prosecutors. While there is no restriction on the right of appearance of the two cadres in any court, superior court prosecutors generally do not appear in cases triable by Sessions Courts or Courts of Magistrates.

Prosecutors in districts report to the District Public Prosecutors who are the senior most prosecutors in a district. Prosecutors working in the superior courts report to the Prosecutor General directly or through their respective managers (in charge prosecutors in regional offices).

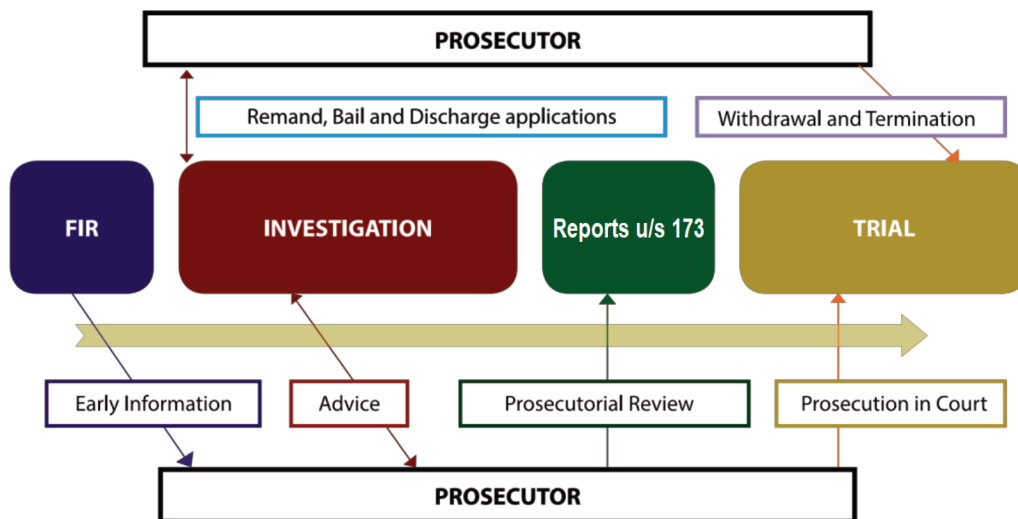


3. Performance During the Criminal Process

3.1 Role and Functions During the Criminal Process

The PCPS performs a number of roles and functions during various parts of the criminal process. The various functions performed by Prosecutors are as follows:

- provision of advice and guidance to the police during investigation;
- rectification and removal of evidential weakness;
- determining whether charges can be filed;
- provision of advice on charging;
- making sure that no unwarranted or unfair prosecutions are continued;
- Helping the court determine an appropriate sentence; and
- setting right any failures in the dispensation of justice.



3.2 Early Information

The Punjab Criminal Prosecution Service (Constitution, Functions and Powers) Act, 2006 (hereinafter called as “PCPSA”) requires that a copy of the FIR be made available to the Prosecutor immediately on registration. Early information enables Prosecutors to offer advice and guidance in serious or difficult matters and to keep a check on the progress of cases. In 2018, total 398056 FIRs were registered out of which 134121 FIRs were received to Prosecution on the same day, 210147 FIRs on a later day and 53788 FIRs were not received. The districts where FIRs were not received are Bhakkar, Faisalabad, Gujrat, Jhang, Kasur, Lahore, M.B.Din, Multan, Mianwali, Nankana Sahib, Narowal, Pakpattan, Rawalpindi and Sargodha.

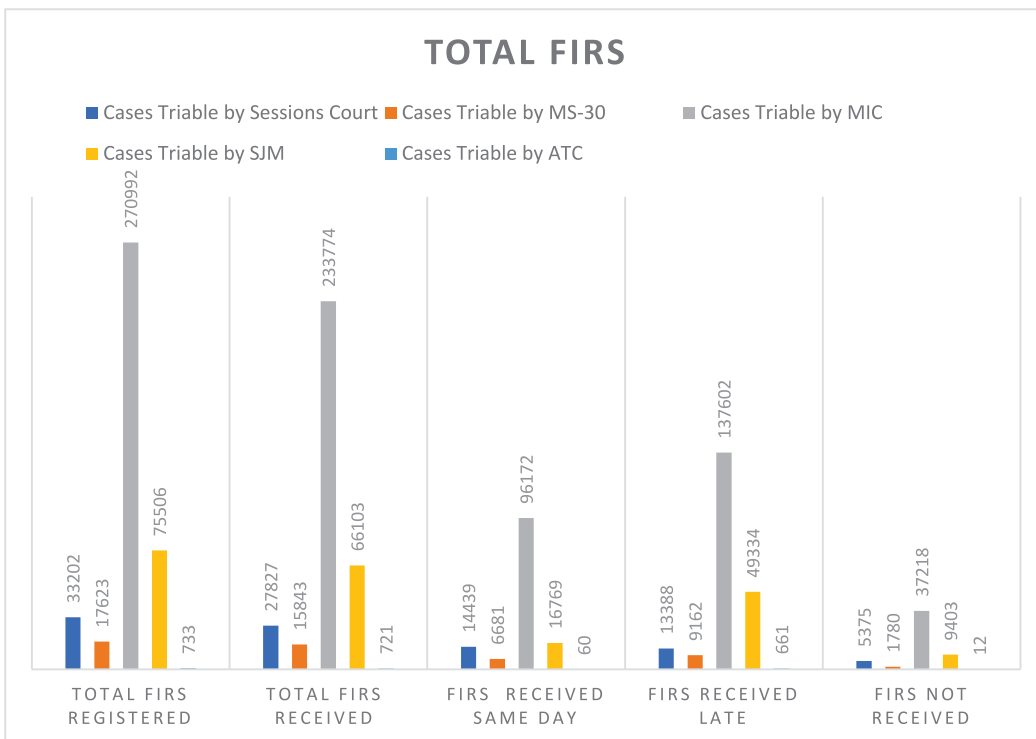


Table: Number of FIRs Received, 2018

1	2	3	4	5	6	7	8	9
Districts	Category of Cases	Total FIRs Registered	Total FIRs Received	FIRs Received on the Same Day	FIRs Received Late	FIRs not Received	No. of actions recommended	
							Late Submission	Non-Submission
Attock	Cases Triable by Sessions Court	740	740	564	176	0	0	0
	Cases Triable by MS-30	220	220	169	51	0	0	0
	Cases Triable by MIC	2402	2402	1885	517	0	0	0
	Cases Triable by SJM	174	174	167	7	0	0	0
	Cases Triable by ATC	7	7	6	1	0	0	0
	T O T A L	3543	3543	2791	752	0	0	0
Bahawalpur	Cases Triable by Sessions Court	1041	1041	1041	0	0	0	0
	Cases Triable by MS-30	236	236	236	0	0	0	0
	Cases Triable by MIC	5700	5700	5700	0	0	0	0
	Cases Triable by SJM	835	835	835	0	0	0	0
	Cases Triable by ATC	20	20	20	0	0	0	0
	T O T A L	7832	7832	7832	0	0	0	0
Bahawalnagar	Cases Triable by Sessions Court	429	429	429	0	0	0	0
	Cases Triable by MS-30	265	265	265	0	0	0	0
	Cases Triable by MIC	6163	6163	6163	0	0	0	0
	Cases Triable by SJM	1802	1802	1802	0	0	0	0
	Cases Triable by ATC	1	1	1	0	0	0	0
	T O T A L	8660	8660	8660	0	0	0	0
Bhakkhar	Cases Triable by Sessions Court	478	462	458	4	16	0	0
	Cases Triable by MS-30	85	85	85	0	0	0	0
	Cases Triable by MIC	2920	2868	2860	8	52	0	0
	Cases Triable by SJM	385	380	372	8	5	0	0
	Cases Triable by ATC	0	0	0	0	0	0	0
	T O T A L	3868	3795	3775	20	73	0	0
Chakwal	Cases Triable by Sessions Court	400	400	400	0	0	0	0
	Cases Triable by MS-30	105	105	105	0	0	0	0
	Cases Triable by MIC	1571	1571	1571	0	0	0	0
	Cases Triable by SJM	223	223	223	0	0	0	0
	Cases Triable by ATC	0	0	0	0	0	0	0
	T O T A L	2299	2299	2299	0	0	0	0
Chiniot	Cases Triable by Sessions Court	410	410	192	218	0	0	0

1	2	3	4	5	6	7	8		9
Districts	Category of Cases	Total FIRs Registered	Total FIRs Received	FIRs Received on the Same Day	FIRs Received Late	FIRs not Received	No. of actions recommended		
							Late Submission	Non-Submission	
Chiniot	Cases Triable by MS-30	178	178	93	85	0	0	0	
	Cases Triable by MIC	3457	3457	1981	1476	0	0	0	
	Cases Triable by SJM	344	344	177	167	0	0	0	
	Cases Triable by ATC	0	0	0	0	0	0	0	
	T O T A L	4389	4389	2443	1946	0	0	0	
D.G.Khan	Cases Triable by Sessions Court	394	384	0	384	10	0	0	
	Cases Triable by MS-30	206	206	0	206	0	0	0	
	Cases Triable by MIC	5935	5945	0	5945	-10	0	0	
	Cases Triable by SJM	895	895	0	895	0	0	0	
	Cases Triable by ATC	0	0	0	0	0	0	0	
T O T A L	7430	7430	0	7430	0	0	0		
Faisalabad	Cases Triable by Sessions Court	2616	546	0	546	2070	0	0	
	Cases Triable by MS-30	645	199	0	199	446	0	0	
	Cases Triable by MIC	24091	4138	0	4138	19953	0	0	
	Cases Triable by SJM	6702	1883	0	1883	4819	0	0	
	Cases Triable by ATC	1	0	0	0	1	0	0	
T O T A L	34055	6766	0	6766	27289	0	0		
Gujranwala	Cases Triable by Sessions Court	2116	2116	2015	101	0	0	0	
	Cases Triable by MS-30	453	453	400	53	0	0	0	
	Cases Triable by MIC	12665	12665	11265	1400	0	13	2	
	Cases Triable by SJM	2064	2064	1928	136	0	0	0	
	Cases Triable by ATC	0	0	0	0	0	0	0	
T O T A L	17298	17298	15608	1690	0	13	2		
Gujrat	Cases Triable by Sessions Court	1031	992	0	992	39	0	3	
	Cases Triable by MS-30	209	180	0	180	29	0	2	
	Cases Triable by MIC	3889	3628	0	3628	261	0	10	
	Cases Triable by SJM	2411	2249	0	2249	162	0	8	
	Cases Triable by ATC	0	0	0	0	0	0	0	
T O T A L	7540	7049	0	7049	491	0	23		
Hafizabad	Cases Triable by Sessions Court	920	920	920	0	0	0	0	
	Cases Triable by MS-30	171	171	171	0	0	0	0	
	Cases Triable by MIC	3981	3981	3981	0	0	0	0	
	Cases Triable by SJM	0	0	0	0	0	0	0	
Cases Triable by ATC	6	6	6	0	0	0	0		

1	2	3	4	5	6	7	8		9
Districts	Category of Cases	Total FIRs Registered	Total FIRs Received	FIRs Received on the Same Day	FIRs Received Late	FIRs not Received	No. of actions recommended		
							Late Submission	Non-Submission	
Hafizabad	T O T A L	5078	5078	5078	0	0	0	0	
Jhang	Cases Triable by Sessions Court	650	650	624	26	0	0	0	
	Cases Triable by MS-30	695	686	659	27	9	0	0	
	Cases Triable by MIC	3830	3790	3676	114	40	0	0	
	Cases Triable by SJM	2229	2202	2160	42	27	0	0	
	Cases Triable by ATC	4	4	4	0	0	0	0	
	T O T A L	7408	7332	7123	209	76	0	0	
Jhelum	Cases Triable by Sessions Court	220	220	220	0	0	0	0	
	Cases Triable by MS-30	60	60	60	0	0	0	0	
	Cases Triable by MIC	2131	2131	2131	0	0	0	0	
	Cases Triable by SJM	360	360	360	0	0	0	0	
	Cases Triable by ATC	0	0	0	0	0	0	0	
	T O T A L	2771	2771	2771	0	0	0	0	
Kasur	Cases Triable by Sessions Court	1627	1627	0	1627	0	0	0	
	Cases Triable by MS-30	353	353	0	353	0	0	1	
	Cases Triable by MIC	6591	6590	0	6590	1	0	0	
	Cases Triable by SJM	2400	2400	0	2400	0	0	0	
	Cases Triable by ATC	6	6	0	6	0	0	0	
	T O T A L	10977	10976	0	10976	1	0	1	
Khushab	Cases Triable by Sessions Court	275	275	273	2	0	0	0	
	Cases Triable by MS-30	102	102	99	3	0	0	0	
	Cases Triable by MIC	1927	1927	1887	40	0	0	0	
	Cases Triable by SJM	321	321	311	10	0	0	0	
	Cases Triable by ATC	2	2	2	0	0	0	0	
	T O T A L	2627	2627	2572	55	0	0	0	
Khanewal	Cases Triable by Sessions Court	572	572	285	287	0	0	0	
	Cases Triable by MS-30	357	357	167	190	0	0	0	
	Cases Triable by MIC	7159	7159	4910	2249	0	0	0	
	Cases Triable by SJM	0	0	0	0	0	0	0	
	Cases Triable by ATC	0	0	0	0	0	0	0	
	T O T A L	8088	8088	5362	2726	0	0	0	
Lahore	Cases Triable by Sessions Court	1663	1663	39	1624	0	5	3	
	Cases Triable by MS-30	3285	3285	0	3285	0	2	2	

1 Districts	2 Category of Cases	3 Total FIRs Registered	4 Total FIRs Received	5 FIRs Received on the Same Day	6 FIRs Received Late	7 FIRs not Received	8 No. of actions recommended	
							8 Late Submission	9 Non-Submission
Lahore	Cases Triable by MIC	54265	54265	0	54265	0	0	0
	Cases Triable by SJM	28486	28388	0	28388	98	12	0
	Cases Triable by ATC	638	638	0	638	0	0	0
	T O T A L	88337	88239	39	88200	98	19	5
Layyah	Cases Triable by Sessions Court	400	400	142	258	0	0	0
	Cases Triable by MS-30	244	244	70	174	0	0	0
	Cases Triable by MIC	3061	3061	1164	1897	0	0	0
	Cases Triable by SJM	615	615	271	344	0	0	0
	Cases Triable by ATC	0	0	0	0	0	0	0
	T O T A L	4320	4320	1647	2673	0	0	0
Lodhran	Cases Triable by Sessions Court	269	269	137	132	0	0	0
	Cases Triable by MS-30	372	372	267	105	0	0	0
	Cases Triable by MIC	2560	2560	1809	751	0	0	0
	Cases Triable by SJM	2829	2829	2035	794	0	0	0
	Cases Triable by ATC	1	1	0	1	0	0	0
	T O T A L	6031	6031	4248	1783	0	0	0
M.B.Din	Cases Triable by Sessions Court	457	332	259	73	125	0	5
	Cases Triable by MS-30	476	345	250	95	131	0	5
	Cases Triable by MIC	4139	3194	2443	751	945	0	5
	Cases Triable by SJM	0	0	0	0	0	0	0
	Cases Triable by ATC	0	0	0	0	0	0	0
	T O T A L	5072	3871	2952	919	1201	0	15
Multan	Cases Triable by Sessions Court	1044	945	0	945	99	0	0
	Cases Triable by MS-30	753	660	0	660	93	0	0
	Cases Triable by MIC	13291	12800	0	12800	491	0	0
	Cases Triable by SJM	4521	4258	0	4258	263	0	0
	Cases Triable by ATC	0	0	0	0	0	0	0
	T O T A L	19609	18663	0	18663	946	0	0
Muzaffargarh	Cases Triable by Sessions Court	1138	1138	1138	0	0	0	0
	Cases Triable by MS-30	792	792	792	0	0	0	0
	Cases Triable by MIC	8379	8379	8379	0	0	0	0
	Cases Triable by SJM	1307	1307	1307	0	0	0	0
	Cases Triable by ATC	0	0	0	0	0	0	0

1	2	3	4	5	6	7	8	9
Districts	Category of Cases	Total FIRs Registered	Total FIRs Received	FIRs Received on the Same Day	FIRs Received Late	FIRs not Received	No. of actions recommended	
							Late Submission	Non-Submission
Muzaffargarh	T O T A L	11616	11616	11616	0	0	0	0
Mianwali	Cases Triable by Sessions Court	899	484	484	0	415	0	0
	Cases Triable by MS-30	263	143	143	0	120	0	0
	Cases Triable by MIC	4562	2425	2425	0	2137	0	0
	Cases Triable by SJM	0	0	0	0	0	0	0
	Cases Triable by ATC	0	0	0	0	0	0	0
	T O T A L	5724	3052	3052	0	2672	0	0
Nankana Sahib	Cases Triable by Sessions Court	610	332	49	283	278	0	5
	Cases Triable by MS-30	133	64	6	58	69	0	0
	Cases Triable by MIC	5077	2552	147	2405	2525	0	0
	Cases Triable by SJM	517	306	31	275	211	0	0
	Cases Triable by ATC	2	0	0	0	2	0	0
	T O T A L	6339	3254	233	3021	3085	0	5
Narowal	Cases Triable by Sessions Court	764	760	699	61	4	0	0
	Cases Triable by MS-30	141	141	116	25	0	0	0
	Cases Triable by MIC	2863	2729	2034	695	134	0	0
	Cases Triable by SJM	15	10	1	9	5	0	0
	Cases Triable by ATC	0	0	0	0	0	0	0
	T O T A L	3783	3640	2850	790	143	0	0
Okara	Cases Triable by Sessions Court	981	981	981	0	0	0	0
	Cases Triable by MS-30	979	979	979	0	0	0	0
	Cases Triable by MIC	7032	7032	7032	0	0	0	0
	Cases Triable by SJM	1286	1286	1286	0	0	0	0
	Cases Triable by ATC	2	2	2	0	0	0	0
	T O T A L	10280	10280	10280	0	0	0	0
Pakpattan	Cases Triable by Sessions Court	980	804	665	139	176	6	7
	Cases Triable by MS-30	397	313	226	87	84	5	6
	Cases Triable by MIC	3769	3206	2639	567	563	5	6
	Cases Triable by SJM	1065	877	686	191	188	5	6
	Cases Triable by ATC	0	0	0	0	0	0	0
	T O T A L	6211	5200	4216	984	1011	21	25
Rajapur	Cases Triable by Sessions Court	376	371	0	371	5	0	0
	Cases Triable by MS-30	536	535	0	535	1	0	0

1	2	3	4	5	6	7	8		9
Districts	Category of Cases	Total FIRs Registered	Total FIRs Received	FIRs Received on the Same Day	FIRs Received Late	FIRs not Received	No. of actions recommended		
							Late Submission	Non-Submission	
Rajanpur	Cases Triable by MIC	4368	4323	0	4323	45	0	0	
	Cases Triable by SJM	591	583	0	583	8	0	0	
	Cases Triable by ATC	5	5	0	5	0	0	0	
	T O T A L	5876	5817	0	5817	59	0	0	
Rahim Y. Khan	Cases Triable by Sessions Court	893	893	856	37	0	0	0	
	Cases Triable by MS-30	239	239	209	30	0	0	0	
	Cases Triable by MIC	8218	8218	7575	643	0	0	0	
	Cases Triable by SJM	979	979	942	37	0	0	0	
	Cases Triable by ATC	12	12	12	0	0	0	0	
	T O T A L	10341	10341	9594	747	0	0	0	
Rawalpindi	Cases Triable by Sessions Court	2228	315	315	0	1913	0	4	
	Cases Triable by MS-30	767	114	114	0	653	0	0	
	Cases Triable by MIC	10076	1187	1187	0	8889	0	0	
	Cases Triable by SJM	3870	439	439	0	3431	0	0	
	Cases Triable by ATC	9	0	0	0	9	0	0	
	T O T A L	16950	2055	2055	0	14895	0	4	
Sialkot	Cases Triable by Sessions Court	2054	2054	0	2054	0	0	0	
	Cases Triable by MS-30	1000	1000	0	1000	0	0	0	
	Cases Triable by MIC	8374	8374	0	8374	0	0	0	
	Cases Triable by SJM	2975	2975	0	2975	0	0	0	
	Cases Triable by ATC	0	0	0	0	0	0	0	
	T O T A L	14403	14403	0	14403	0	0	0	
Sheikhupura	Cases Triable by Sessions Court	894	894	0	894	0	0	0	
	Cases Triable by MS-30	459	459	0	459	0	0	0	
	Cases Triable by MIC	9428	9428	0	9428	0	0	0	
	Cases Triable by SJM	609	609	0	609	0	0	0	
	Cases Triable by ATC	10	10	0	10	0	0	0	
	T O T A L	11400	11400	0	11400	0	0	0	
Sargodha	Cases Triable by Sessions Court	1877	1652	169	1483	225	0	0	
	Cases Triable by MS-30	1012	867	87	780	145	0	0	
	Cases Triable by MIC	7231	6039	478	5561	1192	0	0	
	Cases Triable by SJM	3399	3213	139	3074	186	0	0	
	Cases Triable by ATC	0	0	0	0	0	0	0	

1	2	3	4	5	6	7	8	9
Districts	Category of Cases	Total FIRs Registered	Total FIRs Received	FIRs Received on the Same Day	FIRs Received Late	FIRs not Received	No. of actions recommended	
							Late Submission	Non-Submission
Sargodha	T O T A L	13519	11771	873	10898	1748	0	0
Sahiwal	Cases Triable by Sessions Court	707	707	707	0	0	0	0
	Cases Triable by MS-30	747	747	747	0	0	0	0
	Cases Triable by MIC	5989	5989	5989	0	0	0	0
	Cases Triable by SJM	1297	1297	1297	0	0	0	0
	Cases Triable by ATC	7	7	7	0	0	0	0
	T O T A L	8747	8747	8747	0	0	0	0
T.T. Singh	Cases Triable by Sessions Court	378	378	378	0	0	0	0
	Cases Triable by MS-30	166	166	166	0	0	0	0
	Cases Triable by MIC	4861	4861	4861	0	0	0	0
	Cases Triable by SJM	0	0	0	0	0	0	0
	Cases Triable by ATC	0	0	0	0	0	0	0
	T O T A L	5405	5405	5405	0	0	0	0
Vehari	Cases Triable by Sessions Court	671	671	0	671	0	0	0
	Cases Triable by MS-30	522	522	0	522	0	0	0
	Cases Triable by MIC	9037	9037	0	9037	0	0	0
	Cases Triable by SJM	0	0	0	0	0	0	0
	Cases Triable by ATC	0	0	0	0	0	0	0
	T O T A L	10230	10230	0	10230	0	0	0
Total	Cases Triable by Sessions Court	33202	27827	14439	13388	5375	11	27
	Cases Triable by MS-30	17623	15843	6681	9162	1780	7	16
	Cases Triable by MIC	270992	233774	96172	137602	37218	18	23
	Cases Triable by SJM	75506	66103	16769	49334	9403	17	14
	Cases Triable by ATC	733	721	60	661	12	0	0
	T O T A L	398056	344268	134121	210147	53788	53	80

3.3 Remands and Discharge Orders

Police Remand is an authority granted by the Magistrate to the Police to detain a person in police custody for purposes of investigation. Police remands are sought and granted under section 167 of the Code of Criminal Procedure. Requests for remand are required to be made in Form 25.56(1) of the Police Rules. In 2018, Prosecutors forwarded **155312** remand applications to the Magistrates.

Where evidence of culpability is not found against an arrested person he is required to be discharged. In 2018, the Police made discharge requests in 37 cases involving 39 persons. Prosecutors endorsed 35 requests out of 37 requests made (94.59 %).

Table: Remands and Discharges in Districts, 2018

1	2	3	4	5	6	7	8	9
Districts	4. FORWARDING / CONTESTING REMANDS:				5. FORWARDING / CONTESTING REQUESTS FOR DISCHARGE OF ACCUSED:			
	No. of Remands Forwarded	No of Revisions Filed against Remand Orders (4+5)	Result of Revision		Number of Cases in which Discharge is requested (8+9)	No of Accused Persons for which Discharge Request Made	Discharge Requests Endorsed by Prosecutors	Discharge Requests Not Endorsed by Prosecutors
			No of Revisions Accepted	No of Revisions Not Accepted				
Attock	1793	0	0	0	0	0	0	0
Bahawalnagar	1687	0	0	0	0	0	0	0
Bahawalpur	766	0	0	0	0	0	0	0
Bhakkhar	287	0	0	0	0	0	0	0
Chakwal	450	0	0	0	0	0	0	0
Chiniot	1890	0	0	0	0	0	0	0
D.G.Khan	1286	0	0	0	0	0	0	0
Faisalabad	5252	0	0	0	0	0	0	0
Gujranwala	7580	0	0	0	7	8	5	2
Gujrat	6690	0	0	0	0	0	0	0
Hafizabad	3338	0	0	0	3	3	3	0
Jhang	666	0	0	0	2	2	2	0
Jhelum	2191	0	0	0	0	0	0	0
Kasur	3846	0	0	0	0	0	0	0
Khanewal	7851	0	0	0	0	0	0	0
Khushab	223	0	0	0	0	0	0	0
Lahore	53232	0	0	0	0	0	0	0
Layyah	3605	0	0	0	0	0	0	0
Lodhran	1121	0	0	0	0	0	0	0
M.B.Din	1554	0	0	0	0	0	0	0
Mianwali	214	0	0	0	0	0	0	0
Multan	3757	0	0	0	3	3	3	0

1	2	3	4	5	6	7	8	9
Districts	4. FORWARDING / CONTESTING REMANDS:				5. FORWARDING / CONTESTING REQUESTS FOR DISCHARGE OF ACCUSED:			
	No. of Remands Forwarded	No of Revisions Filed against Remand Orders (4+5)	Result of Revision		Number of Cases in which Discharge is requested (8+9)	No of Accused Persons for which Discharge Request Made	Discharge Requests Endorsed by Prosecutors	Discharge Requests Not Endorsed by Prosecutors
			No of Revisions Accepted	No of Revisions Not Accepted				
Muzaffargarh	11416	0	0	0	0	0	0	0
Nankana Sahib	2487	0	0	0	0	0	0	0
Narowal	1508	1	1	0	0	0	0	0
Okara	4338	0	0	0	2	3	2	0
Pakpattan	3242	0	0	0	0	0	0	0
R. Y. Khan	2087	0	0	0	0	0	0	0
Rajanpur	934	0	0	0	0	0	0	0
Rawalpindi	291	4	0	4	5	5	5	0
Sahiwal	5716	0	0	0	0	0	0	0
Sargodha	3571	0	0	0	0	0	0	0
Sheikhupura	1190	0	0	0	0	0	0	0
Sialkot	4765	0	0	0	15	15	15	0
T.T. Singh	335	4	4	0	0	0	0	0
Vehari	4153	0	0	0	0	0	0	0
Total	155312	9	5	4	37	39	35	2

3.4 Bail Applications

In 2018, prosecutors contested 213248 applications for grant of bail in courts, out of which 72372 (33.93%) applications were dismissed. The success rate of Cancellation of Bail applications was 5.88 % (5 out of 85 applications).

Table: Bail Decisions, 2018

1	2	3	4	5	6	7	8
Districts	Nature of Bail	Number of Bails Decided (4+5+6)	Dismissed	Allowed / Accepted		Total Cancellation	
				On Merit	Compromise	Moved/Filed	Accepted
Attock	Pre-Arrest	770	183	457	130	0	0
	Post-Arrest	1252	361	745	146	0	0
	Cancellation	0	0	0	0	0	0
	Total	2022	544	1202	276	0	0
Bahawalpur	Pre-Arrest	1815	851	718	246	0	0
	Post-Arrest	2793	722	1723	348	0	0
	Cancellation	0	0	0	0	0	0
	Total	4608	1573	2441	594	0	0
Bahawalnagar	Pre-Arrest	2606	863	1051	692	6	0
	Post-Arrest	2382	709	1208	465	0	0
	Cancellation	0	0	0	0	0	0
	Total	4988	1572	2259	1157	6	0
Bhakkhar	Pre-Arrest	1672	699	447	526	0	0
	Post-Arrest	619	212	285	122	0	0
	Cancellation	0	0	0	0	0	0
	Total	2291	911	732	648	0	0
Chakwal	Pre-Arrest	930	257	478	195	0	0
	Post-Arrest	503	104	332	67	0	0
	Cancellation	0	0	0	0	0	0
	Total	1433	361	810	262	0	0

1	2	3	4	5	6	7	8
Districts	Nature of Bail	Number of Bails Decided (4+5+6)	Dismissed	Allowed / Accepted		Total Cancellation	
				On Merit	Compromise	Moved/Filed	Accepted
Chiniot	Pre-Arrest	1945	913	534	498	0	0
	Post-Arrest	1872	604	682	586	0	0
	Cancellation	0	0	0	0	0	0
	Total	3817	1517	1216	1084	0	0
D.G.Khan	Pre-Arrest	2329	492	1252	585	3	0
	Post-Arrest	816	180	386	250	0	0
	Cancellation	0	0	0	0	2	0
	Total	3145	672	1638	835	5	0
Faisalabad	Pre-Arrest	7487	3732	2428	1327	0	0
	Post-Arrest	9068	3545	3517	2006	0	0
	Cancellation	0	0	0	0	0	0
	Total	16555	7277	5945	3333	0	0
Gujranwala	Pre-Arrest	3850	1497	1392	961	0	0
	Post-Arrest	7475	1881	3216	2378	1	1
	Cancellation	0	0	0	0	0	0
	Total	11325	3378	4608	3339	1	1
Gujrat	Pre-Arrest	2440	1171	585	684	0	0
	Post-Arrest	4608	2186	1066	1356	0	0
	Cancellation	0	0	0	0	0	0
	Total	7048	3357	1651	2040	0	0
Hafizabad	Pre-Arrest	1931	844	870	217	1	0
	Post-Arrest	2183	541	1213	429	0	0
	Cancellation	0	0	0	0	0	0
	Total	4114	1385	2083	646	1	0

1	2	3	4	5	6	7	8
Districts	Nature of Bail	Number of Bails Decided (4+5+6)	Dismissed	Allowed / Accepted		Total Cancellation	
				On Merit	Compromise	Moved/Filed	Accepted
Jhang	Pre-Arrest	790	274	494	22	0	0
	Post-Arrest	2874	969	1827	78	0	0
	Cancellation	0	0	0	0	0	0
	Total	3664	1243	2321	100	0	0
Jhelum	Pre-Arrest	293	99	57	137	0	0
	Post-Arrest	242	76	44	122	0	0
	Cancellation	0	0	0	0	0	0
	Total	535	175	101	259	0	0
Kasur	Pre-Arrest	2863	808	1729	326	0	0
	Post-Arrest	2729	652	1879	198	1	0
	Cancellation	0	0	0	0	0	0
	Total	5592	1460	3608	524	1	0
Khushab	Pre-Arrest	614	178	427	9	0	0
	Post-Arrest	770	103	656	11	0	0
	Cancellation	0	0	0	0	0	0
	Total	1384	281	1083	20	0	0
Khanewal	Pre-Arrest	3249	1206	1351	692	0	0
	Post-Arrest	2006	480	1231	295	12	0
	Cancellation	0	0	0	0	0	0
	Total	5255	1686	2582	987	12	0
Lahore	Pre-Arrest	10326	5009	3641	1676	2	0
	Post-Arrest	14626	2422	11471	733	0	0
	Cancellation	2	2	0	0	1	0
	Total	24954	7433	15112	2409	3	0

1	2	3	4	5	6	7	8
Districts	Nature of Bail	Number of Bails Decided (4+5+6)	Dismissed	Allowed / Accepted		Total Cancellation	
				On Merit	Compromise	Moved/Filed	Accepted
Layyah	Pre-Arrest	1884	709	482	693	0	0
	Post-Arrest	1590	563	497	530	0	0
	Cancellation	0	0	0	0	0	0
	Total	3474	1272	979	1223	0	0
Lodhran	Pre-Arrest	1586	375	746	465	0	0
	Post-Arrest	1772	370	961	441	2	0
	Cancellation	0	0	0	0	2	2
	Total	3358	745	1707	906	4	2
M.B.Din	Pre-Arrest	1593	802	256	535	0	0
	Post-Arrest	1238	508	311	419	0	0
	Cancellation	0	0	0	0	0	0
	Total	2831	1310	567	954	0	0
Multan	Pre-Arrest	4861	1822	2284	755	0	0
	Post-Arrest	5258	1580	3133	545	31	0
	Cancellation	0	0	0	0	0	0
	Total	10119	3402	5417	1300	31	0
Muzaffargarh	Pre-Arrest	5312	792	1152	3368	0	0
	Post-Arrest	3872	646	376	2850	0	0
	Cancellation	0	0	0	0	0	0
	Total	9184	1438	1528	6218	0	0
Mianwali	Pre-Arrest	1083	399	555	129	0	0
	Post-Arrest	829	276	469	84	0	0
	Cancellation	0	0	0	0	0	0
	Total	1912	675	1024	213	0	0

1	2	3	4	5	6	7	8
Districts	Nature of Bail	Number of Bails Decided (4+5+6)	Dismissed	Allowed / Accepted		Total Cancellation	
				On Merit	Compromise	Moved/Filed	Accepted
Nankana Sahib	Pre-Arrest	2662	620	1748	294	0	0
	Post-Arrest	2279	354	1625	300	2	0
	Cancellation	0	0	0	0	0	0
	Total	4941	974	3373	594	2	0
Narowal	Pre-Arrest	1985	631	886	468	0	0
	Post-Arrest	1408	353	810	245	0	0
	Cancellation	0	0	0	0	0	0
	Total	3393	984	1696	713	0	0
Okara	Pre-Arrest	7951	4990	2456	505	0	0
	Post-Arrest	4895	1190	3424	281	13	0
	Cancellation	0	0	0	0	0	0
	Total	12846	6180	5880	786	13	0
Pakpattan	Pre-Arrest	2979	1185	1294	500	0	0
	Post-Arrest	3088	678	1946	464	1	1
	Cancellation	0	0	0	0	0	0
	Total	6067	1863	3240	964	1	1
Rajapur	Pre-Arrest	1672	523	638	511	0	0
	Post-Arrest	1049	285	339	425	0	0
	Cancellation	0	0	0	0	0	0
	Total	2721	808	977	936	0	0
Rahim Y. Khan	Pre-Arrest	4841	1638	927	2276	0	0
	Post-Arrest	3545	1441	906	1198	0	0
	Cancellation	0	0	0	0	0	0
	Total	8386	3079	1833	3474	0	0

1	2	3	4	5	6	7	8
Districts	Nature of Bail	Number of Bails Decided (4+5+6)	Dismissed	Allowed / Accepted		Total Cancellation	
				On Merit	Compromise	Moved/Filed	Accepted
Rawalpindi	Pre-Arrest	3381	1240	1725	416	0	0
	Post-Arrest	5140	1252	3632	256	0	0
	Cancellation	17	12	5	0	2	0
	Total	8538	2504	5362	672	2	0
Sialkot	Pre-Arrest	3949	1262	1689	998	0	0
	Post-Arrest	4671	1161	2202	1308	1	1
	Cancellation	0	0	0	0	0	0
	Total	8620	2423	3891	2306	1	1
Sheikhupura	Pre-Arrest	4437	2458	1150	829	0	0
	Post-Arrest	3321	1329	749	1243	0	0
	Cancellation	0	0	0	0	0	0
	Total	7758	3787	1899	2072	0	0
Sargodha	Pre-Arrest	1560	702	363	495	0	0
	Post-Arrest	2483	880	737	866	0	0
	Cancellation	0	0	0	0	0	0
	Total	4043	1582	1100	1361	0	0
Sahiwal	Pre-Arrest	2841	1162	931	748	0	0
	Post-Arrest	2546	756	1280	510	2	0
	Cancellation	2	2	0	0	0	0
	Total	5389	1920	2211	1258	2	0
T.T. Singh	Pre-Arrest	1787	984	586	217	0	0
	Post-Arrest	1555	526	812	217	0	0
	Cancellation	0	0	0	0	0	0
	Total	3342	1510	1398	434	0	0

1	2	3	4	5	6	7	8
Districts	Nature of Bail	Number of Bails Decided (4+5+6)	Dismissed	Allowed / Accepted		Total Cancellation	
				On Merit	Compromise	Moved/Filed	Accepted
Vehari	Pre-Arrest	1582	705	560	317	0	0
	Post-Arrest	2014	386	903	725	0	0
	Cancellation	0	0	0	0	0	0
	Total	3596	1091	1463	1042	0	0
Total	Pre-Arrest	103856	42075	38339	23442	12	0
	Post-Arrest	109371	30281	56593	22497	66	3
	Cancellation	21	16	5	0	7	2
	Total	213248	72372	94937	45939	85	5

3.5 Review of Police cases

Prosecutors review police cases at two stages: first when they receive the police file; secondly when they send the case to Court. The first stage may be skipped if the prosecutor thinks that there is nothing that the police can clarify, add or respond to. The first review is issued as a memorandum under section 9(5) of the Punjab Criminal Prosecution Service (Constitution, Functions and Powers) Act, 2006 (hereinafter called as “**PCPS Act**”) read with Para 4 of the Code of Conduct for Prosecutors, The second review, which is the formal assessment of the prosecutor regarding the police case, is issued in the form of a report under section 9(7) of the PCPS Act. This review enables the Prosecution Service to assess prosecutorial performance in court. Currently, prosecutors have no formal control over charging decisions and the Review therefore does not lead to a prosecution being declined (although courts have started to rely on it increasingly). Till such time as the charging decisions are given to prosecutors, the PCPS would like to see courts give more consideration to the assessment of prosecutors.

In 2018, Prosecutors wrote reports under section 9(5) of the PCPS Act in 340499 cases and reports under section 9(7) of the act ibid in 163399 cases. The ratio of reports written u/s 9(7) remained 45.91% of the total number of reports submitted in court (163399/355897).

Table: Reviews by Prosecutors in 2018

1	2	3	4	5	6	7	8	9	10	11	12	
Districts	Nature of Reports u/s 173 Cr.P.C	Total Reports u/s 173 CrPC Received/ (4+5)	Reports u/s 173 CrPC Submitted in Court (8+9)	Pending with Police for rectification of objections	Total reports u/s 9(5) PCPS Act-2006 (Scrutiny Memos)	No of Reports u/s 9(7) PCPS Act Submitted	No of Cases wherein Trial Recommended	No of Cases wherein Trial Not Recommended	No of Letters written / Actions Recommended against Police			
									Rectification / Non Rectification Objections	Defective Investigations	Late Submission of Police Reports	
Attock	Interim Report	22	20	2	0	0	10	10	0	0	0	
	Challans	Incomplete	841	810	31	841	471	804	6	0	105	0
		Supplementary	84	84	0	84	14	80	4	0	0	0
		Complete	2248	2211	37	2248	284	2194	17	0	14	0
	Cancellation	143	142	1	143	33	142	0	0	0	0	
	Untraced	85	85	0	85	7	80	5	0	1	0	
	Absconder	65	64	1	65	5	64	0	0	0	0	
	Total	3488	3416	72	3466	814	3374	42	0	120	0	
Bhawalpur	Interim Report	0	0	0	0	0	0	0	0	0	0	
	Challans	Incomplete	1857	1857	0	1857	666	1857	0	0	6	54
		Supplementary	0	0	0	0	0	0	0	0	0	0
		Complete	3086	3086	0	3086	167	3086	0	0	0	15
	Cancellation	432	432	0	432	23	0	432	0	0	1	

1	2	3	4	5	6	7	8	9	10	11	12	
Districts	Nature of Reports u/s 173 Cr.P.C	Total Reports u/s 173 CrPC Received/ (4+5)	Reports u/s 173 CrPC Submitted in Court (8+9)	Pending with Police for rectification of objections	Total reports u/s 9(5) PCPS Act-2006 (Scrutiny Memos)	No of Reports u/s 9(7) PCPS Act Submitted	No of Cases wherein Trial Recommended	No of Cases wherein Trial Not Recommended	No of Letters written / Actions Recommended against Police			
									Rectification / Non Rectification Objections	Defective Investigations	Late Submission of Police Reports	
Bhawalpur	Untraced	195	195	0	195	0	0	195	0	0	1	
	Absconder	254	254	0	238	0	0	254	0	0	0	
	Total	5824	5824	0	5808	856	4943	881	0	6	71	
Bahawal nagar	Interim Report	22	22	0	22	22	5	17	0	0	0	
	Challans	Incomplete	2050	2050	0	2050	2008	2002	48	6	403	6
		Supplementary	799	799	0	791	438	779	20	0	23	0
		Complete	5101	5101	0	5101	5030	4994	107	11	221	2
	Cancellation	398	398	0	398	398	0	398	0	0	0	
	Untraced	39	39	0	39	21	0	39	0	0	0	
	Absconder	181	181	0	181	83	0	181	0	0	0	
	Total	8590	8590	0	8582	8000	7780	810	17	647	8	
Bhakkhar	Interim Report	0	0	0	0	0	0	0	0	0	0	
	Challans	Incomplete	631	631	0	631	394	631	0	0	4	0
		Supplementary	59	59	0	59	0	59	0	0	0	0
		Complete	1846	1846	0	1846	1203	1846	0	0	2	1
	Cancellation	84	84	0	84	58	77	7	0	1	0	
	Untraced	6	6	0	6	0	0	6	0	0	0	
	Absconder	53	53	0	53	0	53	0	0	0	0	
	Total	2679	2679	0	2679	1655	2666	13	0	7	1	
Chakwal	Interim Report	410	410	0	410	0	0	410	0	0	0	
	Challans	Incomplete	679	679	0	679	296	679	0	0	0	0
		Supplementary	60	60	0	60	27	60	0	0	0	0
		Complete	1123	1123	0	1123	82	1123	0	0	0	0
	Cancellation	108	108	0	108	0	0	108	0	0	0	
	Untraced	65	65	0	65	0	0	65	0	0	0	
	Absconder	32	32	0	32	0	0	32	0	0	0	
	Total	2477	2477	0	2477	405	1862	615	0	0	0	
Chiniot	Interim Report	0	0	0	0	0	0	0	0	0	0	
	Challans	Incomplete	3609	3003	606	3609	1962	3003	0	1	8	0
		Supplementary	48	48	0	48	42	48	0	0	0	0
		Complete	28	28	0	28	22	28	0	0	1	0
	Cancellation	138	134	4	138	107	134	0	0	0	0	
	Untraced	11	11	0	11	7	11	0	0	0	0	

1	2	3	4	5	6	7	8	9	10	11	12	
Districts	Nature of Reports u/s 173 Cr.P.C	Total Reports u/s 173 CPC Received/ (4+5)	Reports u/s 173 CPC Submitted in Court (8+9)	Pending with Police for rectification of objections	Total reports u/s 9(5) PCPS Act-2006 (Scrutiny Memos)	No of Reports u/s 9(7) PCPS Act Submitted	No of Cases wherein Trial Recommended	No of Cases wherein Trial Not Recommended	No of Letters written / Actions Recommended against Police			
									Rectification / Non Rectification Objections	Defective Investigations	Late Submission of Police Reports	
Chiniot	Absconder	7	7	0	7	4	7	0	0	0	0	
	Total	3841	3231	610	3841	2144	3231	0	1	9	0	
D.G.Khan	Interim Report	0	0	0	0	0	0	0	0	0	0	
	Challans	Incomplete	2018	2018	0	2018	382	1909	109	37	49	42
		Supplementary	469	469	0	469	71	440	29	0	0	0
		Complete	2472	2472	0	2472	148	2358	114	28	38	35
	Cancellation	387	387	0	387	51	269	118	0	0	0	
	Untraced	131	131	0	131	3	100	31	0	0	0	
	Absconder	276	276	0	276	22	252	24	0	0	0	
Total	5753	5753	0	5753	677	5328	425	65	87	77		
Faisalabad	Interim Report	0	0	0	0	0	0	0	0	0	0	
	Challans	Incomplete	13105	11478	1627	13105	10824	11299	179	3	226	41
		Supplementary	925	799	126	925	772	798	1	0	0	0
		Complete	1758	1698	60	1758	1622	1685	13	0	0	0
	Cancellation	2490	2359	131	2476	2293	0	2359	0	1	0	
	Untraced	962	921	41	962	886	0	921	0	0	0	
	Absconder	1130	1106	24	1130	1037	0	1106	0	2	0	
Total	20370	18361	2009	20356	17434	13782	4579	3	229	41		
Gujranwala	Interim Report	0	0	0	0	0	0	0	0	0	0	
	Challans	Incomplete	6930	5097	1833	6930	4590	5089	8	1	161	110
		Supplementary	1263	895	368	1263	685	892	3	2	27	27
		Complete	6749	5003	1746	6749	4514	4994	9	4	108	102
	Cancellation	758	571	187	758	294	3	568	0	8	19	
	Untraced	847	684	163	847	146	0	684	0	6	19	
	Absconder	788	578	210	788	402	469	109	0	7	15	
Total	17335	12828	4507	17335	10631	11447	1381	7	317	292		
Gujrat	Interim Report	1117	1062	55	597	187	1	1061	9	2	0	
	Challans	Incomplete	3251	3073	178	3251	2765	3073	0	6	38	0
		Supplementary	1171	1120	51	1164	586	665	455	3	1	0
		Complete	2947	2832	115	2939	2547	2832	0	5	14	0
	Cancellation	431	401	30	428	232	0	401	1	0	0	
	Untraced	259	251	8	252	87	0	251	0	0	0	
	Absconder	363	344	19	362	153	0	344	1	0	0	

1	2	3	4	5	6	7	8	9	10	11	12	
Districts	Nature of Reports u/s 173 Cr.P.C	Total Reports u/s 173 CPC Received/ (4+5)	Reports u/s 173 CPC Submitted in Court (8+9)	Pending with Police for rectification of objections	Total reports u/s 9(5) PCPS Act-2006 (Scrutiny Memos)	No of Reports u/s 9(7) PCPS Act Submitted	No of Cases wherein Trial Recommended	No of Cases wherein Trial Not Recommended	No of Letters written / Actions Recommended against Police			
									Rectification / Non Rectification Objections	Defective Investigations	Late Submission of Police Reports	
Gujrat	Total	9539	9083	456	8993	6557	6571	2512	25	55	0	
Hafizabad	Interim Report	52	51	1	48	0	0	51	0	0	0	
	Challans	Incomplete	2945	2546	399	2546	2051	2545	1	54	303	163
		Supplementary	352	334	18	334	268	334	0	0	0	0
		Complete	1553	1473	80	1473	1083	1473	0	0	0	0
	Cancellation	183	175	8	166	137	18	157	0	0	0	
	Untraced	37	37	0	37	32	0	37	0	0	0	
	Absconder	165	148	17	148	90	0	148	0	0	0	
	Total	5287	4764	523	4752	3661	4370	394	54	303	163	
Jhang	Interim Report	0	0	0	0	0	0	0	0	0	0	
	Challans	Incomplete	2018	2018	0	2018	1866	2018	0	0	25	0
		Supplementary	575	575	0	575	493	575	0	0	0	0
		Complete	3974	3974	0	3974	3620	3974	0	0	0	0
	Cancellation	174	174	0	174	0	19	155	0	0	0	
	Untraced	34	34	0	34	0	0	34	0	0	0	
	Absconder	151	151	0	151	23	151	0	0	0	0	
	Total	6926	6926	0	6926	6002	6737	189	0	25	0	
Jhelum	Interim Report	0	0	0	0	0	0	0	0	0	0	
	Challans	Incomplete	1116	1116	0	1116	116	1116	0	0	0	0
		Supplementary	167	167	0	167	1	167	0	0	0	0
		Complete	1033	1033	0	1033	31	1033	0	0	0	0
	Cancellation	19	19	0	19	0	19	0	0	0	0	
	Untraced	7	7	0	7	0	7	0	0	0	0	
	Absconder	6	6	0	6	0	6	0	0	0	0	
	Total	2348	2348	0	2348	148	2348	0	0	0	0	
Kasur	Interim Report	4	4	0	4	0	0	4	0	0	0	
	Challans	Incomplete	9889	9368	521	9841	9363	9345	23	2	122	46
		Supplementary	69	59	10	69	59	59	0	0	2	0
		Complete	0	0	0	0	0	0	0	0	0	0
	Cancellation	739	678	61	737	675	1	677	0	0	1	
	Untraced	432	414	18	428	410	11	403	0	1	0	
	Absconder	94	93	1	94	91	80	13	0	0	2	
	Total	11227	10616	611	11173	10598	9496	1120	2	125	49	

1	2	3	4	5	6	7	8	9	10	11	12	
Districts	Nature of Reports u/s 173 Cr.P.C	Total Reports u/s 173 CrPC Received/ (4+5)	Reports u/s 173 CrPC Submitted in Court (8+9)	Pending with Police for rectification of objections	Total reports u/s 9(5) PCPS Act-2006 (Scrutiny Memos)	No of Reports u/s 9(7) PCPS Act Submitted	No of Cases wherein Trial Recommended	No of Cases wherein Trial Not Recommended	No of Letters written / Actions Recommended against Police			
									Rectification / Non Rectification Objections	Defective Investigations	Late Submission of Police Reports	
Khushab	Interim Report	0	0	0	0	0	0	0	0	0	0	
	Challans	Incomplete	444	378	66	444	279	378	0	2	21	0
		Supplementary	88	86	2	88	20	86	0	0	0	0
		Complete	2098	1831	267	2098	183	1727	104	0	27	3
	Cancellation	178	177	1	178	2	177	0	0	0	0	
	Untraced	75	75	0	75	0	0	75	0	0	0	
	Absconder	38	38	0	36	3	38	0	0	0	0	
Total		2921	2585	336	2919	487	2406	179	2	48	3	
Khanewal	Interim Report	0	0	0	0	0	0	0	0	0	0	
	Challans	Incomplete	2539	2539	0	2491	2491	2202	337	0	67	18
		Supplementary	0	0	0	0	0	0	0	0	0	0
		Complete	3337	3337	0	3323	3323	2984	353	0	0	0
	Cancellation	380	380	0	380	380	1	379	0	0	0	
	Untraced	202	202	0	202	202	0	202	0	0	0	
	Absconder	282	282	0	282	282	0	282	0	0	0	
Total		6740	6740	0	6678	6678	5187	1553	0	67	18	
Lahore	Interim Report	0	0	0	0	0	0	0	0	0	0	
	Challans	Incomplete	65772	46056	19716	58384	8039	41864	4192	34	3515	310
		Supplementary	137	103	34	128	38	102	1	0	5	0
		Complete	3703	2192	1511	3775	748	2184	8	1	17	0
	Cancellation	660	596	64	455	25	289	307	0	1	0	
	Untraced	1641	1601	40	1189	4	0	1601	0	0	0	
	Absconder	149	130	19	149	0	0	130	0	0	0	
Total		72062	50678	21384	64080	8854	44439	6239	35	3538	310	
Layyah	Interim Report	0	0	0	0	0	0	0	0	0	0	
	Challans	Incomplete	1512	1512	0	1430	206	1512	0	0	84	0
		Supplementary	0	0	0	0	0	0	0	0	0	0
		Complete	2416	2416	0	2341	305	2416	0	0	82	0
	Cancellation	283	283	0	163	8	0	283	0	0	0	
	Untraced	45	45	0	11	0	0	45	0	0	0	
	Absconder	0	0	0	0	0	0	0	0	0	0	
Total		4256	4256	0	3945	519	3928	328	0	166	0	
Lodhran	Interim Report	0	0	0	0	0	0	0	0	50	0	

1	2		3	4	5	6	7	8	9	10	11	12
Districts	Nature of Reports u/s 173 Cr.P.C		Total Reports u/s 173 CrPC Received/ (4+5)	Reports u/s 173 CrPC Submitted in Court (8+9)	Pending with Police for rectification of objections	Total reports u/s 9(5) PCPS Act-2006 (Scrutiny Memos)	No of Reports u/s 9(7) PCPS Act Submitted	No of Cases wherein Trial Recommended	No of Cases wherein Trial Not Recommended	No of Letters written / Actions Recommended against Police		
										Rectification / Non Rectification Objections	Defective Investigations	Late Submission of Police Reports
Lodhran	Challans	Incomplete	1704	1424	280	1704	412	1424	0	0	0	0
		Supplementary	0	0	0	0	0	0	0	0	0	0
		Complete	2924	2440	484	2924	675	2440	0	0	0	0
	Cancellation		310	290	20	310	79	0	290	0	0	0
	Untraced		45	45	0	45	0	0	45	0	0	0
	Absconder		104	91	13	104	15	0	91	0	0	0
	Total		5087	4290	797	5087	1181	3864	426	0	50	0
M.B.Din	Interim Report		99	99	0	99	0	0	99	0	0	0
	Challans	Incomplete	1586	1467	119	1586	479	1441	26	21	98	27
		Supplementary	213	207	6	213	13	204	3	0	3	0
		Complete	2066	1973	93	2066	74	1957	16	1	70	17
	Cancellation		201	201	0	201	27	0	201	0	4	1
	Untraced		49	49	0	49	0	0	49	0	0	0
	Absconder		193	191	2	193	8	0	191	0	0	0
Total		4407	4187	220	4407	601	3602	585	22	175	45	
Multan	Interim Report		0	0	0	0	0	0	0	0	124	41
	Challans	Incomplete	4303	3095	1208	4303	3067	3095	0	0	279	216
		Supplementary	51	47	4	51	33	47	0	0	0	0
		Complete	13845	11650	2195	13845	11045	11650	0	0	0	0
	Cancellation		1333	1103	230	1333	629	0	1103	0	0	0
	Untraced		2446	2211	235	2446	1058	0	2211	0	0	0
	Absconder		358	308	50	358	175	0	308	0	0	0
Total		22336	18414	3922	22336	16007	14792	3622	0	403	257	
Muzaffargarh	Interim Report		0	0	0	0	0	0	0	0	0	0
	Challans	Incomplete	2840	2840	0	2840	2554	2598	242	0	17	26
		Supplementary	104	104	0	104	76	104	0	0	0	0
		Complete	4053	4053	0	4053	3106	3266	787	0	16	25
	Cancellation		147	147	0	147	145	57	90	0	0	0
	Untraced		43	43	0	43	0	0	43	0	0	0
	Absconder		184	184	0	184	0	0	184	0	0	0
Total		7371	7371	0	7371	5881	6025	1346	0	33	51	
Mianwali	Interim Report		0	0	0	0	0	0	0	0	0	0

1	2		3	4	5	6	7	8	9	10	11	12
Districts	Nature of Reports u/s 173 Cr.P.C		Total Reports u/s 173 CPC Received/ (4+5)	Reports u/s 173 CrPC Submitted in Court (8+9)	Pending with Police for rectification of objections	Total reports u/s 9(5) PCPS Act-2006 (Scrutiny Memos)	No of Reports u/s 9(7) PCPS Act Submitted	No of Cases wherein Trial Recommended	No of Cases wherein Trial Not Recommended	No of Letters written / Actions Recommended against Police		
	Challans								Rectification / Non Rectification Objections	Defective Investigations	Late Submission of Police Reports	
Mianwali	Challans	Incomplete	1841	1692	149	1692	668	1692	0	0	11	1
		Supplementary	3	3	0	3	0	3	0	0	0	0
		Complete	2265	2200	65	2200	248	2200	0	0	0	0
	Cancellation		62	62	0	39	10	0	62	0	0	0
	Untraced		8	8	0	8	0	8	0	0	0	0
	Absconder		56	56	0	53	0	56	0	0	0	0
	Total		4235	4021	214	3995	926	3959	62	0	11	1
Nankana Sahib	Interim Report		0	0	0	0	0	0	0	0	0	0
	Challans	Incomplete	4743	4468	275	4743	607	4350	118	0	122	245
		Supplementary	366	363	3	366	61	343	20	0	2	7
		Complete	969	969	0	969	9	871	98	0	0	0
	Cancellation		789	789	0	789	52	2	787	0	0	0
	Untraced		188	188	0	188	2	0	188	0	0	0
	Absconder		223	223	0	223	8	186	37	0	0	0
Total		7278	7000	278	7278	739	5752	1248	0	124	252	
Narowal	Interim Report		0	0	0	0	0	0	0	0	0	0
	Challans	Incomplete	1761	1761	0	1761	1661	1761	0	2	19	16
		Supplementary	265	265	0	265	259	265	0	0	1	0
		Complete	1729	1729	0	1729	1654	1729	0	0	9	4
	Cancellation		88	88	0	88	88	0	88	0	2	0
	Untraced		32	32	0	32	32	13	19	0	0	0
	Absconder		116	116	0	116	114	68	48	0	0	0
Total		3991	3991	0	3991	3808	3836	155	2	31	20	
Okara	Interim Report		0	0	0	0	0	0	0	0	0	0
	Challans	Incomplete	5668	5346	322	5668	1250	5343	3	0	222	62
		Supplementary	461	437	24	461	109	437	0	0	15	1
		Complete	2924	2786	138	2924	153	2786	0	0	86	2
	Cancellation		1022	993	29	1022	226	0	993	0	6	0
	Untraced		533	522	11	533	33	0	522	0	2	0
	Absconder		679	660	19	677	55	660	0	0	3	0
Total		11287	10744	543	11285	1826	9226	1518	0	334	65	

1	2	3	4	5	6	7	8	9	10	11	12	
Districts	Nature of Reports u/s 173 Cr.P.C	Total Reports u/s 173 CrPC Received/ (4+5)	Reports u/s 173 CrPC Submitted in Court (8+9)	Pending with Police for rectification of objections	Total reports u/s 9(5) PCPS Act-2006 (Scrutiny Memos)	No of Reports u/s 9(7) PCPS Act Submitted	No of Cases wherein Trial Recommended	No of Cases wherein Trial Not Recommended	No of Letters written / Actions Recommended against Police			
									Rectification / Non Rectification Objections	Defective Investigations	Late Submission of Police Reports	
Pakpattan	Interim Report	0	0	0	0	0	0	0	0	0	0	
	Challans	Incomplete	2376	2281	95	2372	1737	2180	101	0	25	7
		Supplementary	307	305	2	307	226	292	13	0	2	0
		Complete	2492	2392	100	2485	1955	2233	159	0	12	0
	Cancellation	427	417	10	427	415	4	413	0	0	0	
	Untraced	55	55	0	55	30	0	55	0	0	0	
	Absconder	320	313	7	316	188	6	307	0	0	0	
Total	5977	5763	214	5962	4551	4715	1048	0	39	7		
Rajapur	Interim Report	0	0	0	0	0	0	0	0	0	0	
	Challans	Incomplete	1337	1337	0	1337	199	1337	0	0	0	0
		Supplementary	767	767	0	767	85	767	0	0	0	0
		Complete	1377	1377	0	1377	102	1377	0	0	0	0
	Cancellation	95	95	0	94	25	0	95	0	0	0	
	Untraced	3	3	0	3	0	0	3	0	0	0	
	Absconder	303	303	0	303	32	0	303	0	0	0	
Total	3882	3882	0	3881	443	3481	401	0	0	0		
Rahim Y. Khan	Interim Report	0	0	0	0	0	0	0	0	0	0	
	Challans	Incomplete	4181	4181	0	4166	892	4181	0	1	44	5
		Supplementary	597	597	0	120	10	597	0	0	21	5
		Complete	3316	3316	0	3235	185	3312	4	1	26	0
	Cancellation	458	458	0	458	49	222	236	0	0	0	
	Untraced	121	121	0	121	2	19	102	0	0	0	
	Absconder	687	687	0	687	55	594	93	0	0	0	
Total	9360	9360	0	8787	1193	8925	435	2	91	10		
Rawalpindi	Interim Report	2106	2106	0	0	0	0	2106	0	134	0	
	Challans	Incomplete	5152	5048	104	5152	1666	5048	0	0	0	0
		Supplementary	280	280	0	266	77	280	0	0	0	0
		Complete	7699	7594	105	7699	451	7594	0	0	0	0
	Cancellation	785	770	15	785	323	0	770	0	0	0	
	Untraced	2166	2164	2	2166	19	0	2164	0	0	0	
	Absconder	462	460	2	462	81	84	376	0	0	0	
Total	18650	18422	228	16530	2617	13006	5416	0	134	0		

1	2	3	4	5	6	7	8	9	10	11	12	
Districts	Nature of Reports u/s 173 Cr.P.C	Total Reports u/s 173 CrPC Received/ (4+5)	Reports u/s 173 CrPC Submitted in Court (8+9)	Pending with Police for rectification of objections	Total reports u/s 9(5) PCPS Act-2006 (Scrutiny Memos)	No of Reports u/s 9(7) PCPS Act Submitted	No of Cases wherein Trial Recommended	No of Cases wherein Trial Not Recommended	No of Letters written / Actions Recommended against Police			
									Rectification / Non Rectification Objections	Defective Investigations	Late Submission of Police Reports	
Sialkot	Interim Report	656	656	0	621	0	0	656	0	0	0	
	Challans	Incomplete	5695	5325	370	5695	4760	5321	4	1	120	63
		Supplementary	696	680	16	696	606	679	1	0	5	3
		Complete	5512	5424	88	5512	4729	5403	21	1	50	7
	Cancellation	725	713	12	725	637	710	3	0	0	5	
	Untraced	948	941	7	948	771	941	0	0	1	9	
	Absconder	478	476	2	478	448	476	0	0	0	3	
	Total	14710	14215	495	14675	11951	13530	685	2	176	90	
Sheikhpura	Interim Report	0	0	0	0	0	0	0	0	10	0	
	Challans	Incomplete	9769	9149	620	9769	9237	9149	0	0	90	3
		Supplementary	91	71	20	91	50	71	0	0	0	0
		Complete	50	38	12	50	33	38	0	0	0	0
	Cancellation	1191	1067	124	1191	964	0	1067	0	3	0	
	Untraced	784	710	74	784	474	0	710	0	0	0	
	Absconder	234	197	37	234	146	0	197	0	0	0	
	Total	12119	11232	887	12119	10904	9258	1974	0	103	3	
Sargodha	Interim Report	0	0	0	0	0	0	0	0	0	0	
	Challans	Incomplete	6433	4836	1597	4836	1086	4836	0	3	42	2
		Supplementary	536	446	90	446	92	446	0	0	0	0
		Complete	4014	2993	1021	2993	352	2993	0	0	24	1
	Cancellation	274	242	32	242	0	242	0	0	2	0	
	Untraced	58	56	2	56	0	0	56	0	0	0	
	Absconder	446	361	85	361	22	361	0	0	0	0	
	Total	11761	8934	2827	8934	1552	8878	56	3	68	3	
Sahiwal	Interim Report	0	0	0	0	0	0	0	0	0	0	
	Challans	Incomplete	2160	2082	78	2138	2016	2076	6	2	172	23
		Supplementary	353	353	0	353	331	351	2	0	1	0
		Complete	4664	4657	7	4637	4541	4648	9	0	146	19
	Cancellation	541	541	0	547	541	0	541	0	2	0	
	Untraced	568	568	0	578	568	0	568	0	0	0	
	Absconder	401	401	0	401	392	393	8	0	0	0	
	Total	8687	8602	85	8654	8389	7468	1134	2	321	42	

1	2	3	4	5	6	7	8	9	10	11	12	
Districts	Nature of Reports u/s 173 Cr.P.C	Total Reports u/s 173 CrPC Received/ (4+5)	Reports u/s 173 CrPC Submitted in Court (8+9)	Pending with Police for rectification of objections	Total reports u/s 9(5) PCPS Act-2006 (Scrutiny Memos)	No of Reports u/s 9(7) PCPS Act Submitted	No of Cases wherein Trial Recommended	No of Cases wherein Trial Not Recommended	No of Letters written / Actions Recommended against Police			
									Rectification / Non Rectification Objections	Defective Investigations	Late Submission of Police Reports	
T.T. Singh	Interim Report	0	0	0	0	0	0	0	0	0	0	
	Challans	Incomplete	3387	3034	353	3387	3034	2830	204	0	143	21
		Supplementary	173	172	1	173	172	169	3	0	0	0
		Complete	202	198	4	202	198	167	31	0	17	0
	Cancellation	175	171	4	175	159	0	171	0	0	0	
	Untraced	194	192	2	194	181	0	192	0	0	0	
	Absconder	155	153	2	155	150	0	153	0	1	0	
Total		4286	3920	366	4286	3894	3166	754	0	161	21	
Vehari	Interim Report	1	1	0	1	0	0	1	0	0	0	
	Challans	Incomplete	3362	3362	0	3362	568	3362	0	3	46	0
		Supplementary	299	299	0	299	31	299	0	0	0	0
		Complete	3892	3892	0	3892	131	3892	0	0	0	0
	Cancellation	555	555	0	555	70	0	555	0	0	0	
	Untraced	275	275	0	275	9	0	275	0	0	0	
	Absconder	426	426	0	426	7	0	426	0	0	0	
Total		8810	8810	0	8810	816	7553	1257	3	46	0	
Total	Interim Report	4489	4431	58	1802	209	16	4415	9	320	41	
	Challans	Incomplete	189504	158957	30547	179752	84662	153350	5607	179	6587	1507
		Supplementary	11828	11053	775	11205	5745	10498	555	5	108	43
		Complete	109465	101337	8128	108159	54553	99487	1850	52	980	233
	Cancellation	17163	16200	963	16752	9155	2386	13814	1	30	27	
	Untraced	13589	12986	603	13100	4984	1190	11796	0	11	29	
	Absconder	9859	9349	510	9729	4091	4004	5345	1	13	20	
Total		355897	314313	41584	340499	163399	270931	43382	247	8049	1900	

3.6 Court-Based Performance

Evidence Recording

In 2018, evidence of 220433 witnesses was recorded in Courts of Magistrates against 343850 witnesses who appeared – a percentage of 64.10%. In Sessions Court cases 104194 witnesses were examined against 172038 witnesses who appeared in court - a percentage of 60.56 %.

Table: Witnesses Attended and Recorded in Districts, 2018

1	2	3	4	5	6	7	8	9
District	Magisterial Courts				Sessions Courts			
	No. of cases	No of Witnesses Summoned	No of Witnesses Attended	No of Witnesses Recorded	Number of cases	No of Witnesses Summoned	No of Witnesses Attended	No of Witnesses Recorded
Attock	8330	10956	7115	5732	2920	4583	3547	2734
Bahawalnagar	8935	9545	6455	5378	2687	3449	2947	2588
Bahawalpur	8910	13144	6545	3607	3518	5453	3561	2515
Bhakkhar	9570	13536	12928	12673	936	1677	1596	1537
Chakwal	6431	4346	3634	3269	1145	2857	2744	1801
Chiniot	3662	7559	5037	4020	495	1989	1474	1063
D.G.Khan	22348	12707	8429	3984	2507	3905	2694	881
Faisalabad	43787	71837	23830	11825	14294	22721	12874	6112
Gujranwala	46315	55508	19294	10583	13855	30918	12313	6842
Gujrat	11607	18308	12833	9240	4316	6058	4736	3384
Hafizabad	10398	15356	11444	8352	3512	6409	4464	2973
Jhang	4925	11315	9558	7870	1862	4697	4241	3550
Jhelum	6124	2511	2068	1545	2022	960	673	468
Kasur	9747	17108	10919	6629	5831	8914	6292	4116
Khanewal	1748	4531	2812	1447	1382	2684	1878	1242
Khushab	1586	6888	3742	1554	488	2357	1363	588
Lahore	31479	45913	17804	8433	16959	32078	18881	9038
Layyah	3937	4367	3954	3251	1845	2167	2037	1854
Lodhran	5345	6979	4352	3059	1526	2925	1792	1356
M.B.Din	3122	7717	5127	3501	756	3197	2003	1263

1	2	3	4	5	6	7	8	9
District	Magisterial Courts				Sessions Courts			
	No. of cases	No of Witnesses Summoned	No of Witnesses Attended	No of Witnesses Recorded	Number of cases	No of Witnesses Summoned	No of Witnesses Attended	No of Witnesses Recorded
Mianwali	6875	11307	9599	7125	6788	10554	8878	6317
Multan	10497	15949	5567	2970	5464	9186	4687	2702
Muzaffargarh	11830	18611	11985	7742	3593	7488	4565	3046
Nankana Sahib	3404	10286	3167	1712	1357	8631	3031	1568
Narowal	7423	9236	7311	5138	2372	4247	3654	2322
Okara	12084	28050	15721	7496	7548	14829	8400	3803
Pakpattan	6778	10115	7011	4694	1752	3417	2275	1334
R. Y. Khan	9455	17751	11503	5106	2371	5465	4212	2321
Rajanpur	7074	15624	13153	7350	1957	8565	7051	3224
Rawalpindi	13169	20069	11503	7384	6206	9559	6358	4300
Sahiwal	8273	18684	14527	9311	1944	5103	3741	2425
Sargodha	14433	65629	14334	12100	4035	6673	4882	3668
Sheikhupura	4038	9857	4788	2862	3749	10215	5735	3456
Sialkot	21990	40960	24902	16072	4152	12179	7757	5273
T.T. Singh	10752	12696	7707	5131	2372	5100	3494	1880
Vehari	4620	6823	3192	2288	1033	1551	1208	650
Total	401001	651778	343850	220433	139549	272760	172038	104194

Outcomes in District Courts

A case in court may come to final closure (decided) in three ways:

- a) By acquittal of all accused persons
- b) By conviction of all accused persons
- c) By conviction of some accused persons and acquittal of the rest

A case in court may also come to temporary closure by being consigned to record. This happens when prosecution witnesses do not appear. Police cases may be closed without trial where the police find that the case is false or a matter for the civil courts or is liable to be investigated by another agency (cancelled cases), or where the police are unable to find the perpetrator of the crime and the Magistrate agrees with the recommendations of the Police (untraced cases).

In 2018, cases in district courts had the following outcomes:

- Finally decided: 160978
- Convicted:95431
- Acquitted: 65547.
- Consigned to record: 151328

The overall conviction rate in the district based courts was 59.28% (95431/160978). Bifurcation of the conviction rate is as follows:

- Cases triable by Magistrates: 58.99 % (80649/136707)
- Cases triable by Sessions Courts: 60.90% (14782/24271)

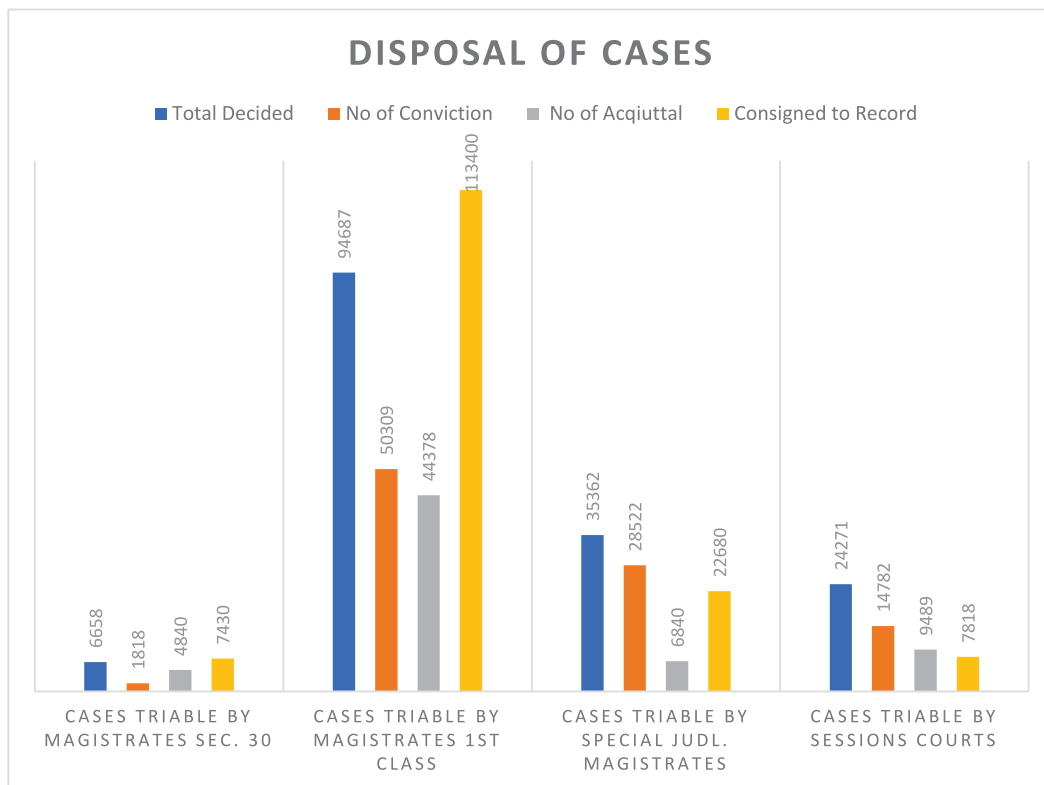


Table: Disposals in Districts, 2018

1	2	3	4	5	6	7	8	9	10	
Districts	Category of Cases	Total Decided (4+5+6+7+8)	No of Convictions	DISPOSAL OF CASES					Consigned to Record	
				Merit	No of Acquittals			249 Cr.P.C.	512 Cr.P.C.	
					U/S 249-A Cr.P.C.					
					Due to resiling of witness	Due to compromise	Due to deficit Evidence			
Attock	Magisterial Cases Triable by MS-30	143	9	7	20	73	34	36	10	
	Magisterial Cases Triable by MIC	1171	522	95	150	202	202	95	183	
	Magisterial Cases Triable by SJM	673	464	81	10	3	115	44	94	
	Sessions Cases	453	261	103	44	19	26	0	9	
	TOTAL	2440	1256	286	224	297	377	175	296	
Bahawalpur	Magisterial Cases Triable by MS-30	109	7	4	23	75	0	22	52	
	Magisterial Cases Triable by MIC	2519	1560	61	567	329	2	576	1979	
	Magisterial Cases Triable by SJM	693	689	3	0	0	1	18	116	
	Sessions Cases	572	288	101	170	11	2	16	70	
	TOTAL	3893	2544	169	760	415	5	632	2217	
Bahawalnagar	Magisterial Cases Triable by MS-30	103	38	14	14	37	0	44	35	
	Magisterial Cases Triable by MIC	3786	2649	117	529	488	3	497	1259	
	Magisterial Cases Triable by SJM	2084	2042	42	0	0	0	30	295	
	Sessions Cases	548	269	136	122	15	6	5	26	
	TOTAL	6521	4998	309	665	540	9	576	1615	
Bhakkhar	Magisterial Cases Triable by MS-30	92	6	3	25	58	0	1	7	
	Magisterial Cases Triable by MIC	1721	881	16	498	326	0	160	219	
	Magisterial Cases Triable by SJM	479	372	107	0	0	0	4	17	
	Sessions Cases	443	254	54	122	13	0	0	15	
	TOTAL	2735	1513	180	645	397	0	165	258	
Chakwal	Magisterial Cases Triable by MS-30	79	6	6	22	45	0	5	1	
	Magisterial Cases Triable by MIC	875	274	57	331	213	0	131	124	
	Magisterial Cases Triable by SJM	508	455	50	3	0	0	15	50	
	Sessions Cases	375	249	57	54	11	4	2	18	
	TOTAL	1837	984	170	410	269	4	153	193	
Chiniot	Magisterial Cases Triable by MS-30	89	46	4	16	23	0	30	58	
	Magisterial Cases Triable by MIC	1733	1072	78	472	85	26	305	913	
	Magisterial Cases Triable by SJM	153	135	16	2	0	0	18	59	
	Sessions Cases	269	135	30	85	15	4	5	19	
	TOTAL	2244	1388	128	575	123	30	358	1049	
D.G. Khan	Magisterial Cases Triable by MS-30	69	21	2	19	27	0	37	89	

1	2	3	4	5	6	7	8	9	10
Districts	Category of Cases	Total Decided (4+5+6+7+8)	No of Convictions	DISPOSAL OF CASES					
				Merit	No of Acquittals			Consigned to Record	
					U/S 249-A Cr.P.C			249 Cr.P.C.	512 Cr.P.C.
					Due to resiling of witness	Due to compromise	Due to deficit Evidence		
D.G. Khan	Magisterial Cases Triable by MIC	1123	534	71	356	152	10	672	1647
	Magisterial Cases Triable by SJM	274	274	0	0	0	0	17	0
	Sessions Cases	271	89	42	102	38	0	22	60
	TOTAL	1737	918	115	477	217	10	748	1796
Faisalabad	Magisterial Cases Triable by MS-30	291	19	19	86	78	89	26	1289
	Magisterial Cases Triable by MIC	6062	3563	166	1349	483	501	353	11985
	Magisterial Cases Triable by SJM	864	581	100	0	0	183	0	1634
	Sessions Cases	1265	701	231	251	33	49	3	1155
	TOTAL	8482	4864	516	1686	594	822	382	16063
Gujranwala	Magisterial Cases Triable by MS-30	233	29	7	107	56	34	89	121
	Magisterial Cases Triable by MIC	4461	1928	280	1555	428	270	982	3577
	Magisterial Cases Triable by SJM	1025	957	6	17	7	38	172	668
	Sessions Cases	1513	1123	137	184	39	30	2	253
	TOTAL	7232	4037	430	1863	530	372	1245	4619
Gujrat	Magisterial Cases Triable by MS-30	227	19	30	35	103	40	90	50
	Magisterial Cases Triable by MIC	2861	1313	309	430	337	472	902	940
	Magisterial Cases Triable by SJM	1631	971	211	3	1	445	322	778
	Sessions Cases	1092	687	260	46	29	70	90	98
	TOTAL	5811	2990	810	514	470	1027	1404	1866
Hafizabad	Magisterial Cases Triable by MS-30	158	25	7	59	67	0	159	30
	Magisterial Cases Triable by MIC	2792	2006	76	509	172	29	1502	728
	Magisterial Cases Triable by SJM	0	0	0	0	0	0	0	0
	Sessions Cases	789	554	80	119	3	33	59	13
	TOTAL	3739	2585	163	687	242	62	1720	771
Jhang	Magisterial Cases Triable by MS-30	385	236	2	115	32	0	0	53
	Magisterial Cases Triable by MIC	2567	1445	25	888	209	0	308	940
	Magisterial Cases Triable by SJM	783	774	6	0	0	3	42	549
	Sessions Cases	631	354	68	191	13	5	0	43
	TOTAL	4366	2809	101	1194	254	8	350	1585
Jhelum	Magisterial Cases Triable by MS-30	38	5	0	3	30	0	8	4
	Magisterial Cases Triable by MIC	936	58	5	29	844	0	331	5
	Magisterial Cases Triable by SJM	95	95	0	0	0	0	3	0

1	2	3	4	5	6	7	8	9	10
Districts	DISPOSAL OF CASES								
	Category of Cases	Total Decided (4+5+6+7+8)	No of Convictions	No of Acquittals				Consigned to Record	
				Merit	U/S 249-A Cr.P.C			249 Cr.P.C.	512 Cr.P.C.
					Due to resiling of witness	Due to compromise	Due to deficit Evidence		
Jehlum	Sessions Cases	87	76	4	1	6	0	0	1
	TOTAL	1156	234	9	33	880	0	342	10
Kasur	Magisterial Cases Triable by MS-30	64	14	15	13	22	0	62	156
	Magisterial Cases Triable by MIC	980	519	71	219	159	12	380	3379
	Magisterial Cases Triable by SJM	1156	1009	0	0	0	147	65	1774
	Sessions Cases	1176	794	157	187	11	27	29	434
	TOTAL	3376	2336	243	419	192	186	536	5743
Khushab	Magisterial Cases Triable by MS-30	128	13	7	30	77	1	17	21
	Magisterial Cases Triable by MIC	1406	602	236	349	193	26	186	312
	Magisterial Cases Triable by SJM	502	379	60	4	0	59	19	106
	Sessions Cases	197	127	24	28	13	5	0	8
	TOTAL	2233	1121	327	411	283	91	222	447
Khanewal	Magisterial Cases Triable by MS-30	257	103	7	80	58	9	33	69
	Magisterial Cases Triable by MIC	4334	2498	145	904	380	407	802	2582
	Magisterial Cases Triable by SJM	0	0	0	0	0	0	0	0
	Sessions Cases	537	260	75	162	3	37	31	88
	TOTAL	5128	2861	227	1146	441	453	866	2739
Lahore	Magisterial Cases Triable by MS-30	394	6	5	22	99	262	70	381
	Magisterial Cases Triable by MIC	7725	1912	192	1213	644	3764	811	15000
	Magisterial Cases Triable by SJM	9421	5589	80	30	0	3722	216	8515
	Sessions Cases	1208	793	192	174	45	4	64	2245
	TOTAL	18748	8300	469	1439	788	7752	1161	26141
Layyah	Magisterial Cases Triable by MS-30	73	3	1	14	55	0	32	6
	Magisterial Cases Triable by MIC	2145	1169	75	579	313	9	375	215
	Magisterial Cases Triable by SJM	617	278	56	76	0	207	84	22
	Sessions Cases	256	135	21	93	7	0	2	12
	TOTAL	3091	1585	153	762	375	216	493	255
Lodhran	Magisterial Cases Triable by MS-30	249	205	2	21	21	0	9	49
	Magisterial Cases Triable by MIC	1358	788	52	314	202	2	156	521
	Magisterial Cases Triable by SJM	1182	1176	3	0	0	3	51	322
	Sessions Cases	239	109	23	106	1	0	12	31
	TOTAL	3028	2278	80	441	224	5	228	923
M.B. Din	Magisterial Cases Triable by MS-30	118	40	1	41	33	3	143	0

1	2	3	4	5	6	7	8	9	10
Districts	Category of Cases	Total Decided (4+5+6+7+8)	No of Convictions	DISPOSAL OF CASES					
				Merit	No of Acquittals			Consigned to Record	
					U/S 249-A Cr.P.C			249 Cr.P.C.	512 Cr.P.C.
					Due to resiling of witness	Due to compromise	Due to deficit Evidence		
M.B. Din	Magisterial Cases Triable by MIC	2039	915	43	713	283	85	1930	0
	Magisterial Cases Triable by SJM	0	0	0	0	0	0	0	0
	Sessions Cases	226	111	30	68	17	0	4	49
	TOTAL	2383	1066	74	822	333	88	2077	49
Multan	Magisterial Cases Triable by MS-30	305	244	8	21	31	1	25	133
	Magisterial Cases Triable by MIC	2760	1702	58	641	287	72	931	3676
	Magisterial Cases Triable by SJM	3250	3206	4	0	0	40	8	609
	Sessions Cases	660	372	101	153	23	11	15	397
	TOTAL	6975	5524	171	815	341	124	979	4815
Muzaffargarh	Magisterial Cases Triable by MS-30	302	211	0	23	68	0	73	94
	Magisterial Cases Triable by MIC	1854	876	0	745	233	0	964	1448
	Magisterial Cases Triable by SJM	849	849	0	0	0	0	119	208
	Sessions Cases	671	162	40	367	61	41	68	72
	TOTAL	3676	2098	40	1135	362	41	1224	1822
Mianwali	Magisterial Cases Triable by MS-30	90	11	0	24	55	0	0	31
	Magisterial Cases Triable by MIC	2934	2220	82	227	405	0	186	643
	Magisterial Cases Triable by SJM	0	0	0	0	0	0	0	0
	Sessions Cases	661	523	52	45	41	0	0	14
	TOTAL	3685	2754	134	296	501	0	186	688
Nankana Sahib	Magisterial Cases Triable by MS-30	80	19	8	38	15	0	29	83
	Magisterial Cases Triable by MIC	1700	1114	32	419	117	18	431	1323
	Magisterial Cases Triable by SJM	381	337	2	0	0	42	21	182
	Sessions Cases	410	238	59	102	11	0	4	64
	TOTAL	2571	1708	101	559	143	60	485	1652
Narowal	Magisterial Cases Triable by MS-30	124	13	21	29	54	7	15	19
	Magisterial Cases Triable by MIC	2003	1018	254	289	271	171	349	489
	Magisterial Cases Triable by SJM	3	2	1	0	0	0	1	0
	Sessions Cases	863	689	71	62	16	25	3	56
	TOTAL	2993	1722	347	380	341	203	368	564
Okara	Magisterial Cases Triable by MS-30	247	76	30	74	30	37	414	448
	Magisterial Cases Triable by MIC	2940	1484	129	983	247	97	1862	5011
	Magisterial Cases Triable by SJM	920	830	1	0	0	89	52	542

1	2	3	4	5	6	7	8	9	10	
Districts	Category of Cases	Total Decided (4+5+6+7+8)	No of Convictions	DISPOSAL OF CASES					Consigned to Record	
				Merit	No of Acquittals			249 Cr.P.C.	512 Cr.P.C.	
					U/S 249-A Cr.P.C					
					Due to resiling of witness	Due to compromise	Due to deficit Evidence			
Okara	Sessions Cases	920	443	165	294	17	1	62	200	
	TOTAL	5027	2833	325	1351	294	224	2390	6201	
Pakpattan	Magisterial Cases Triable by MS-30	546	233	11	128	54	120	186	454	
	Magisterial Cases Triable by MIC	1740	950	35	416	284	55	938	1433	
	Magisterial Cases Triable by SJM	503	404	13	13	18	55	65	310	
	Sessions Cases	858	536	63	154	11	94	57	98	
	TOTAL	3647	2123	122	711	367	324	1246	2295	
Rajapur	Magisterial Cases Triable by MS-30	74	11	8	14	41	0	34	51	
	Magisterial Cases Triable by MIC	1496	966	75	261	192	2	405	1260	
	Magisterial Cases Triable by SJM	499	492	5	0	0	2	3	59	
	Sessions Cases	262	84	65	86	21	6	20	41	
	TOTAL	2331	1553	153	361	254	10	462	1411	
Rahim Y. Khan	Magisterial Cases Triable by MS-30	68	2	11	29	25	1	140	384	
	Magisterial Cases Triable by MIC	3131	1997	277	481	372	4	1656	6846	
	Magisterial Cases Triable by SJM	582	509	58	10	2	3	109	919	
	Sessions Cases	476	191	107	147	29	2	12	589	
	TOTAL	4257	2699	453	667	428	10	1917	8738	
Rawalpindi	Magisterial Cases Triable by MS-30	497	18	26	225	173	55	117	352	
	Magisterial Cases Triable by MIC	3507	1322	248	1143	499	295	1288	3948	
	Magisterial Cases Triable by SJM	2851	2613	22	0	0	216	1073	756	
	Sessions Cases	1290	785	263	168	58	16	116	102	
	TOTAL	8145	4738	559	1536	730	582	2594	5158	
Sialkot	Magisterial Cases Triable by MS-30	189	24	4	44	96	21	69	92	
	Magisterial Cases Triable by MIC	4912	2817	211	1022	614	248	1072	2608	
	Magisterial Cases Triable by SJM	1956	1785	13	1	0	157	44	668	
	Sessions Cases	1902	1622	102	136	14	28	24	155	
	TOTAL	8959	6248	330	1203	724	454	1209	3523	
Sheikhupura	Magisterial Cases Triable by MS-30	124	9	10	32	73	0	29	189	
	Magisterial Cases Triable by MIC	1079	488	74	198	319	0	389	4208	
	Magisterial Cases Triable by SJM	92	69	2	21	0	0	0	121	
	Sessions Cases	744	401	183	117	43	0	4	198	
	TOTAL	2039	967	269	368	435	0	422	4716	
Sargodha	Magisterial Cases Triable by MS-30	212	62	0	51	97	2	35	167	

1	2	3	4	5	6	7	8	9	10
Districts	DISPOSAL OF CASES								
	Category of Cases	Total Decided (4+5+6+7+8)	No of Convictions	No of Acquittals				Consigned to Record	
				Merit	U/S 249-A Cr.P.C			249 Cr.P.C.	512 Cr.P.C.
					Due to resiling of witness	Due to compromise	Due to deficit Evidence		
Sargodha	Magisterial Cases Triable by MIC	3701	1891	30	957	482	341	517	3072
	Magisterial Cases Triable by SJM	374	243	5	0	0	126	28	232
	Sessions Cases	939	678	67	140	40	14	17	82
	TOTAL	5226	2874	102	1148	619	483	597	3553
Sahiwal	Magisterial Cases Triable by MS-30	345	20	36	210	55	24	61	177
	Magisterial Cases Triable by MIC	2517	1460	218	558	220	61	371	2035
	Magisterial Cases Triable by SJM	962	943	5	0	1	13	18	414
	Sessions Cases	570	158	263	131	16	2	62	93
	TOTAL	4394	2581	522	899	292	100	512	2719
T.T. Singh	Magisterial Cases Triable by MS-30	72	9	4	22	34	3	17	20
	Magisterial Cases Triable by MIC	2728	1737	247	422	220	102	709	845
	Magisterial Cases Triable by SJM	0	0	0	0	0	0	0	0
	Sessions Cases	417	293	35	77	9	3	64	38
	TOTAL	3217	2039	286	521	263	108	790	903
Vehari	Magisterial Cases Triable by MS-30	84	6	0	31	47	0	1	97
	Magisterial Cases Triable by MIC	3091	2059	18	754	212	48	247	4278
	Magisterial Cases Triable by SJM	0	0	0	0	0	0	0	0
	Sessions Cases	481	238	96	138	8	1	0	98
	TOTAL	3656	2303	114	923	267	49	248	4473
Total	Magisterial Cases Triable by MS-30	6658	1818	320	1760	2017	743	2158	5272
	Magisterial Cases Triable by MIC	94687	50309	4158	21470	11416	7334	23769	89631
	Magisterial Cases Triable by SJM	35362	28522	952	190	32	5666	2661	20019
	Sessions Cases	24271	14782	3557	4626	760	546	874	6944
	TOTAL	160978	95431	8987	28046	14225	14289	29462	121866

Disposal of Cases in Special Courts

ANTI-TERRORISM COURTS													
Reporting Year : 2018 (01-01-2018 to 31-12-2018)													
1	2	3	4	5	6	7	8	9	10	11	12	13	
Opening Balance	Fresh cases	Total Cases for Hearing (17+18+19)	Total No. Accused	Total Disposal									Total Cases for Court (30+31+32)
				Total Cases recorded	Total Cases convicted	Total Cases acquitted	Total Cases accepted by	Total Cases disagreed by	Total Cases on record	Total Cases transferred	Total		
505	1269	1774	33170	383	491	57	5	143	67	230	1371	403	

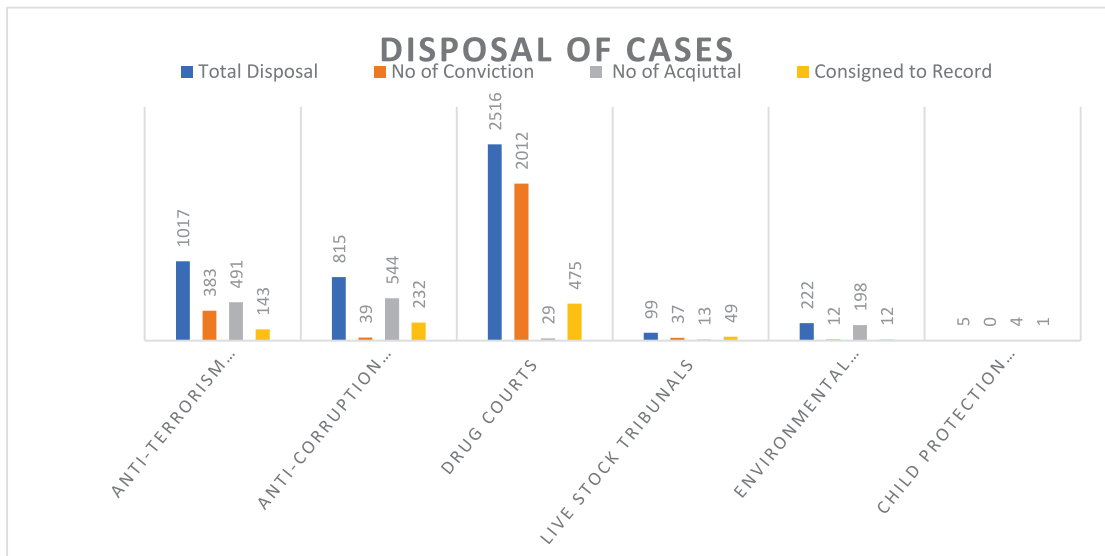
ANTI CORRUPTION COURT REPORT – CONDUCT OF PROSECUTION														
From 01-01-2018 to 31-12-2018														
1	2	3	4	5	6	7	8	9	10	11	12	13	14	15
Opening Balance	Fresh cases	Transferred to District Court	Total cases fixed for hearing (1+2-3)	Total Conviction	Acquittals				cancellation Reports accepted by the courts	cancellation Reports disagreed by the courts	Total Decided (5+9)	Consigned to Record	Total Disposal (10+12+13)	Pending cases in courts (4-14)
					Merit	U/S 249-A Cr.P.C		Total Acquittals (6+7+8)						
						Due to reselling of witness	Due to deficit Evidence /Other grounds							
3876	1728	0	5604	39	76	406	62	544	808	24	583	232	1623	3981

DRUG COURT								
01.01.2018 to 31.12.2018								
Offence	Opening Balance	New Institution during this period	Total Cases (1+2)	Cases Decided	Total No. of Convictions	Total no.of Acquittals	Total no.of Consigned	Pending (3-4-7)
Section 27(1), Drug Act, 1976	420	149	569	214	209	5	31	324
Section 27(2), Drug Act, 1976	39	53	92	49	41	8	3	40
Section 27(4), Drug Act, 1976	1918	1397	3315	1778	1762	16	441	1096
Total	2377	1599	3976	2041	2012	29	475	1460

LIVE STOCK COURT								
Period: 01.01.18 to 31.12.18								
1	2	3	4	5	6	7	8	9
Opening balance	Fresh Challan	Conviction	Acquittal	Decided Cases (3+4)	Cancellation Report	Consigned to record	Total Disposal (5+6+7)	Pending cases (1+2-8)
51	93	37	13	50	0	49	99	45

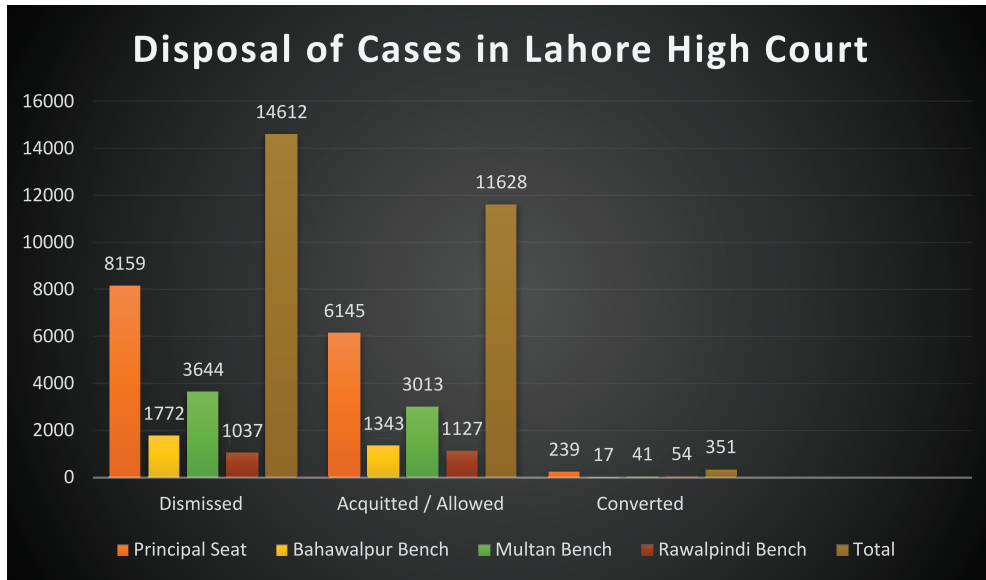
PUNJAB ENVIRONMENTAL TRIBUNAL LAHORE (The Pakistan Environmental Protection Act, 1997)									
Period: 01-01-2018 to 31-12-2018									
Name of the Month	Offence	1	2	3	4	5	6	7	8
		Opening Balance	New Institution during this period	Total Cases (sum of 1+2)	Total no of Conviction	Total Acquittals	Cases Decided	Total Cases Consigned to Record	Pending Cases (3-6-7)
Total	Sec : 17 (1), PEPA 1997	352	264	616	12	198	210	12	394

CHILD PROTECTION COURT									
Period: 01.01.18 to 31.12.18									
Total	1	2	3	4	5	6	7	8	9
	Opening balance	Fresh Challan	Conviction	Acquittal	Decided Cases (3+4)	Cancellation Report	Consigned to record	Total Disposal (5+6+7)	Pending cases (1+2-8)
	13	6	0	4	4	0	1	5	14



Disposal of Cases in Lahore High Court

Lahore High Court has Appellate jurisdiction across the Punjab. The PCPS extends its services through learned Additional Prosecutor Generals and Deputy Prosecutor Generals, District Public Prosecutors, Deputy District Public Prosecutors and Assistant District Public Prosecutors who are conscious towards their prosecutorial skills having absolute grip of law. PCPS strive in adhering to its effective, fair and independent prosecution service while conducting prosecutions, before the Hon'ble Lahore High Court, and its Hon'ble benches.



Disposal of Cases in Lahore High Court

1	2	3	4	5	6	7	8
Sr. No	Nature of Case	Nature of Result	Principal Seat	Bahawalpur Bench	Multan Bench	Rawalpindi Bench	TOTAL
1	Appeal Against Death Sentence	Dismissed	59	15	3	11	88
		Acquitted / Allowed	311	47	70	41	469
		Converted	214	15	40	53	322
2	Appeal Against Life Imprisonment	Dismissed	229	11	33	5	278
		Acquitted / Allowed	147	23	90	2	262
		Converted	18	0	0	0	18
3	Appeal Against Other Conviction	Dismissed	330	112	136	322	900
		Acquitted / Allowed	285	66	125	139	615
		Converted	0	0	1	0	1

1	2	3	4	5	6	7	8
Sr. No	Nature of Case	Nature of Result	Principal Seat	Bahawalpur Bench	Multan Bench	Rawalpindi Bench	TOTAL
4	After Arrest Bail	Dismissed	2983	337	878	401	4599
		Acquitted / Allowed	2935	523	1166	711	5335
		Converted	0	0	0	0	0
5	Pre-Arrest Bail	Dismissed	2175	486	1503	19	4183
		Acquitted / Allowed	1926	412	1303	27	3668
		Converted	0	2	0	0	2
6	Cancellation of Bail filed by aggrieved	Dismissed	108	62	132	3	305
		Acquitted / Allowed	16	1	8	0	25
		Converted	0	0	0	0	0
7	Cancellation of Bail filed by Prosecution	Dismissed	7	8	4	3	22
		Acquitted / Allowed	1	1	1	0	3
		Converted	0	0	0	0	0
8	Suspension of Sentence	Dismissed	275	176	198	185	834
		Acquitted / Allowed	215	160	114	127	616
		Converted	0	0	0	0	0
9	Appeal Against Acquittal Filed by Complainant	Dismissed	97	28	84	2	211
		Acquitted / Allowed	8	0	4	1	13
		Converted	0	0	0	0	0
10	Appeal Against acquittal filed by Prosecution	Dismissed	10	1	2	11	24
		Acquitted / Allowed	1	0	0	37	38
		Converted	0	0	0	0	0
11	Any other petition filed by Prosecution	Dismissed	10	3	0	3	16
		Acquitted / Allowed	1	0	0	1	2
		Converted	0	0	0	0	0
12	Revision filed by aggrieved / complainant	Dismissed	103	15	77	48	243
		Acquitted / Allowed	31	8	28	20	87
		Converted	0	0	0	1	1
13	Revision filed by Prosecution	Dismissed	5	0	2	1	8
		Acquitted / Allowed	1	1	0	1	3
		Converted	0	0	0	0	0
14	Revision filed by Accused	Dismissed	94	13	101	2	210
		Acquitted / Allowed	33	3	23	1	60
		Converted	0	0	0	0	0
15	Writ Petition filed by accused	Dismissed	32	9	1	6	48
		Acquitted / Allowed	4	6	0	12	22
		Converted	0	0	0	0	0
16	Writ Petition filed by Prosecution	Dismissed	4	0	1	1	6
		Acquitted / Allowed	3	0	0	0	3
		Converted	0	0	0	0	0

1	2	3	4	5	6	7	8
Sr. No	Nature of Case	Nature of Result	Principal Seat	Bahawalpur Bench	Multan Bench	Rawalpindi Bench	TOTAL
17	Writ Petition filed by aggrieved / Complainant	Dismissed	16	1	2	6	25
		Acquitted / Allowed	2	0	0	4	6
		Converted	0	0	0	0	0
18	Habeas Petition	Dismissed	1474	474	438	8	2394
		Acquitted / Allowed	180	91	74	3	348
		Converted	7	0	0	0	7
19	Miscellaneous Petitions	Dismissed	120	13	24	0	157
		Acquitted / Allowed	27	1	7	0	35
		Converted	0	0	0	0	0
20	Transfer Application	Dismissed	28	8	25	0	61
		Acquitted / Allowed	18	0	0	0	18
		Converted	0	0	0	0	0
Total		Dismissed	8159	1772	3644	1037	14612
		Acquitted / Allowed	6145	1343	3013	1127	11628
		Converted	239	17	41	54	351

Appeal Against Death Sentence:

During the year 2018 ratio of success regarding confirmation of death sentence remained 10.01%, and appeal against death sentence which were dismissed and converted into life remained 36.63%.

Year	Total Decided	Dismissed	%	Allowed / Acquitted	Converted
2018	879	88	10.01	469	322

Appeal Against Imprisonment for Life:

During the year 2018 ratio of success regarding appeal against imprisonment for life remained 49.82%, and appeals against life imprisonment which were dismissed and converted into other sentence remained 3.23%.

Year	Total Decided	Dismissed	%	Allowed / Acquitted	Converted
2018	558	278	49.82	262	18

Appeal Against Other Sentences:

During the year 2018 ratio of success regarding appeal against other sentences remained 59.37%, and appeal against other sentence which were dismissed and converted into lesser sentence remained 0.07%.

Year	Total Decided	Dismissed	%	Allowed / Acquitted	Converted
2018	1516	900	59.37	615	1

Disposal of Cases in Supreme Court of Pakistan

The Punjab Criminal Prosecution Service (PCPS) is committed to adhere standardized prosecutorial services before the Final Appellate Court of Pakistan; Hon'ble Supreme Court of Pakistan at Principal Seat Islamabad and Lahore Registry. PCPS has extended an independent, fair, and effective prosecution in 2018 and opted the International prosecution norms in assisting the court in deciding the cases.

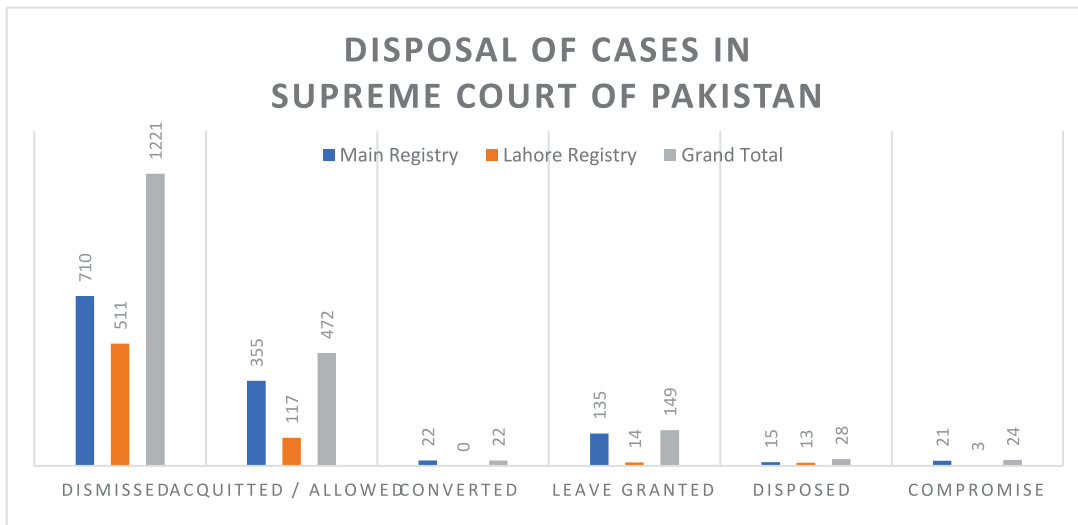


Table of Disposal of Cases in Supreme Court of Pakistan

1	2	3	4	5	6
Sr. No	Nature of Case	Nature of Result	Main Registry	Lahore Registry	Grand Total
1	Petition Against Death Sentence	Dismissed	0	0	0
		Acquitted / Allowed	0	0	0
		Converted	2	0	2
		Leave Granted	1	0	1
		Disposed Off	0	0	0
		Compromise	0	0	0
2	Appeal Against Death Sentence	Dismissed	3	0	3
		Acquitted / Allowed	13	10	23
		Converted	19	0	19
		Leave Granted	0	0	0
		Disposed Off	0	2	2
		Compromise	0	0	0
3	Petition Against Life Imprisonment	Dismissed	20	7	27
		Acquitted / Allowed	5	3	8
		Converted	0	0	0
		Leave Granted	14	9	23
		Disposed Off	0	0	0
		Compromise	0	1	1
4	Appeal Against Life Imprisonment	Dismissed	65	5	70
		Acquitted / Allowed	136	14	150

1 Sr. No	2 Nature of Case	3 Nature of Result	4 Main Registry	5 Lahore Registry	6 Grand Total
4	Appeal Against Life Imprisonment	Converted	0	0	0
		Leave Granted	2	0	2
		Disposed Off	0	1	1
		Compromise	11	0	11
5	Petition Against Other Sentences	Dismissed	115	24	139
		Acquitted / Allowed	10	2	12
		Converted	0	0	0
		Leave Granted	14	2	16
		Disposed Off	5	0	5
6	Appeal Against Other Sentences	Compromise	2	0	2
		Dismissed	47	3	50
		Acquitted / Allowed	12	3	15
		Converted	1	0	1
		Leave Granted	0	0	0
7	Jail Petition Against Death Sentence	Disposed Off	2	0	2
		Compromise	0	0	0
		Dismissed	0	0	0
		Acquitted / Allowed	0	0	0
		Converted	0	0	0
8	Jail Petition Against Life Imprisonment	Leave Granted	9	0	9
		Disposed Off	0	0	0
		Compromise	0	0	0
		Dismissed	60	0	60
		Acquitted / Allowed	44	0	44
9	Jail Petition Against other sentences	Converted	0	0	0
		Leave Granted	1	0	1
		Disposed Off	0	0	0
		Compromise	1	0	1
		Dismissed	21	0	21
10	After Arrest Bail	Acquitted / Allowed	49	43	92
		Converted	0	0	0
		Leave Granted	0	0	0
		Disposed Off	0	2	2
		Compromise	0	0	0
11	Pre-Arrest Bail	Dismissed	36	160	196
		Acquitted / Allowed	12	34	46
		Converted	0	0	0
		Leave Granted	0	0	0
		Disposed Off	0	3	3
12	Cancellation of Bail filed by aggrieved	Compromise	0	0	0
		Dismissed	37	109	146
		Acquitted / Allowed	1	2	3
		Converted	0	0	0
		Leave Granted	0	0	0

1 Sr. No	2 Nature of Case	3 Nature of Result	4 Main Registry	5 Lahore Registry	6 Grand Total
13	Cancellation of Bail filed by Prosecution	Dismissed	0	15	15
		Acquitted / Allowed	0	0	0
		Converted	0	0	0
		Leave Granted	0	0	0
		Disposed Off	0	0	0
		Compromise	1	0	1
14	Suspension of Sentence	Dismissed	20	16	36
		Acquitted / Allowed	1	1	2
		Converted	0	0	0
		Leave Granted	1	0	1
		Disposed Off	2	0	2
		Compromise	0	0	0
15	Appeal Against Acquittal Filed by Complainant	Dismissed	102	45	147
		Acquitted / Allowed	9	2	11
		Converted	0	0	0
		Leave Granted	2	0	2
		Disposed Off	0	0	0
		Compromise	0	0	0
16	Appeal Against acquittal filed by Prosecution	Dismissed	1	2	3
		Acquitted / Allowed	50	0	50
		Converted	0	0	0
		Leave Granted	43	0	43
		Disposed Off	0	0	0
		Compromise	0	0	0
17	Any other petition filed by Prosecution	Dismissed	0	0	0
		Acquitted / Allowed	0	0	0
		Converted	0	0	0
		Leave Granted	0	0	0
		Disposed Off	0	0	0
		Compromise	0	0	0
18	Any Other Petition filed by accused/ convict	Dismissed	2	2	4
		Acquitted / Allowed	0	0	0
		Converted	0	0	0
		Leave Granted	0	0	0
		Disposed Off	0	0	0
		Compromise	0	0	0
19	Review Petitions	Dismissed	14	4	18
		Acquitted / Allowed	5	0	5
		Converted	0	0	0
		Leave Granted	0	0	0
		Disposed Off	0	0	0
		Compromise	0	0	0
20	Miscellaneous Matters	Dismissed	44	19	63
		Acquitted / Allowed	3	3	6
		Converted	0	0	0
		Leave Granted	0	2	2
		Disposed Off	4	1	5
		Compromise	1	0	1
21	Death Sentence ATA/STA	Dismissed	0	0	0
		Acquitted / Allowed	0	0	0
		Converted	0	0	0

1	2	3	4	5	6
Sr. No	Nature of Case	Nature of Result	Main Registry	Lahore Registry	Grand Total
21	Death Sentence ATA/STA	Leave Granted	0	0	0
		Disposed Off	0	0	0
		Compromise	0	0	0
Total		Dismissed	710	511	1221
		Acquitted / Allowed	355	117	472
		Converted	22	0	22
		Leave Granted	135	14	149
		Disposed Of	15	13	28
		Compromise	21	3	24

Appeal/Petition Against Death Sentence:

During the year 2018 ratio of success regarding confirmation of death sentence remained 5.26%. and appeal against death sentence which were dismissed and converted into life remained 36.84%.

Year	Total Decided	Dismissed	%	Allowed / Acquitted / Compromise	Converted	Leave Granted
2018	57	3	5.26	23	21	10

Appeal/Petition Against Imprisonment for Life:

During the year 2018 ratio of success regarding appeal against imprisonment for life remained 34.73%.

Year	Total Decided	Dismissed	%	Allowed / Acquitted / Compromise	Converted	Leave Granted
2018	452	157	34.73	221	0	74

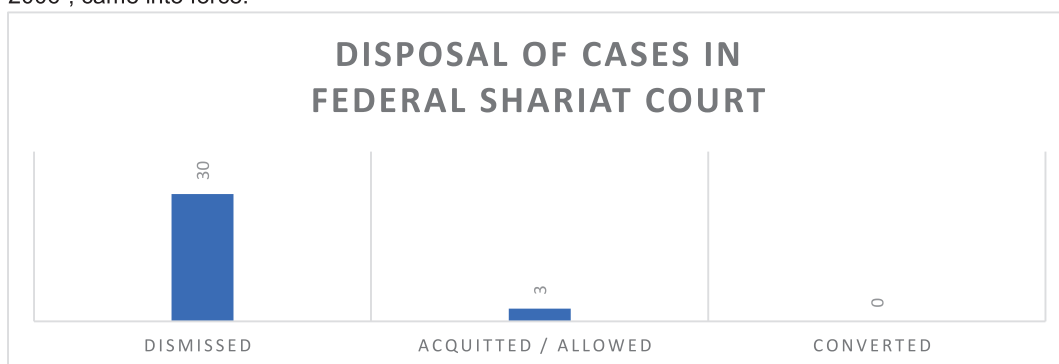
Appeal/Petition Against Other Sentences:

During the year 2018 ratio of success regarding appeal against other sentences remained 79.85%, and appeal against other sentence which were dismissed and converted into lesser sentence remained 0.38%.

Year	Total Decided	Dismissed	%	Allowed / Acquitted / Compromise	Converted	Leave Granted
2018	263	210	79.85	35	1	17

Disposal of Cases in Federal Shariat Court

The Punjab Criminal Prosecution Service (PCPS) is extending its prosecutorial services before Federal Shariat Court of Pakistan. In 2018, PCPS involved its prosecutorial services which lead to decision of 33 cases. It would be worth mentioning over here that the overall number of cases, pending before the Hon’ble Federal Shariat Court of Pakistan, are decreasing day by day since “Women Protection Act, 2006”, came into force.



Detail of Decided Cases

Appeal Against Acquittal (Dismissed):	25
Appeal Against Acquittal (Allowed):	00
Appeal Against Conviction (Dismissed):	01
Appeal Against Conviction (Allowed):	03
Revision Filed by Aggrieved (Dismissed):	01
Bail After Arrest (Dismissed):	03
Total Decided:	33

Appeal Against Acquittal:

During the year 2018 ratio of success in appeal against acquittal remained 0%.

Year	Total Decided	Dismissed	%	Allowed / Acquitted	Converted
2017	25	25	0	0	0

Appeal Against Conviction:

During the year 2018 ratio of success regarding appeals against conviction remained 25%.

Year	Total Decided	Dismissed	%	Allowed / Acquitted	Converted
2017	4	1	25	3	0

4. Performance Management

4.1 Standards

The Prosecutor General issued a new Code of Conduct with the prior approval of the Government which came into effect on first of January, 2016. The new Code of Conduct prescribed a number of standards for prosecutorial decision making. These standards required prosecutors to take charge of their cases effectively and take prosecutorial decisions independently of police or the courts. Key excerpts of the Code of Conduct are as follows:

Para 5.2, The Full Code Test: 'The Full Code Evidential test must be applied when the investigation is complete and no key evidence remains to be collected. The Public Interest test should be applied when a case clears the Full Code Evidential Test...'

Para 5.4, The Evidential Test: 'That on an objective assessment of the evidence including the impact of any defense or any other information that the suspect has put forward or which he might rely upon, the Prosecutor comes to the conclusion that a magistrate or judge hearing a case is more likely than not to convict the accused on the charge. This is different test from the one that the criminal courts themselves apply, which is that the court must be sure beyond a shadow of doubt that the accused is guilty.'

Para 5.9, The Public Interest Test: 'The test requires that in the assessment of the prosecutor public interest factors tending against the prosecution outweigh the factors tending in favor of it. All prosecutions are in the public interest unless there are factors in exercise that a prosecution may not be made.'

4.2 Ensuring Excellence

The Service maintains standards both through internal checks and controls and through external inspections conducted by the Monitoring Service. Non-compliance with instructions, internal standards and guidelines, and statutory requirements are identified and recorded during the investigation of complaints and the processing of appeals/revisions against court decisions. Corrective actions based upon the reports of the Monitoring Service are taken by the Prosecution Department.

The Monitoring Service issues its annual report separately which gives an independent view of compliance with prosecutorial standards. The two reports should therefore be read together.

4.3 District Appeal Committees

In all the Districts, an Appeal Committee has been established in the office of the District Public Prosecutors, which evaluates the cases decided as to whether any Judgment or Order needs to be impugned or not. If Committee recommends that Order/Judgment may be assailed, then the case is forwarded to the Concerned Regional Offices of the Prosecutor General Punjab. The Regional Office after getting necessary opinion and sanction proceeds accordingly.

4.4 District Challan Scrutiny Committees

There is also District Challan Scrutiny Committee in each District which supervises the scrutiny work of the Prosecutors and recommends or advices parameters to check the report.

4.5 Internal Monitoring Committees

There is also an Internal Monitoring Committee in each district which supervises the prosecutorial work and evaluates the performance of the prosecutors at District Level.

5. Resources

5.1 Budget

The Budget of the PCPS in 2018-2019 was Rs1684640000 Out of this amount Rs1509423000) was allocated for salary and Rs175217000 was allocated for non–salary expenses.

5.2 Prosecutors

The PCPS had 885 working prosecutors on 31.12.2018. The total number of working prosecutors and sanctioned posts is as follows:

VACANCY POSITION OF PROSECUTORS:

Sr. No.	Name of Post	BPS	Sanctioned Strength	Working Strength	Vacant
1.	PROSECUTOR GENERAL PUNJAB	20	1	1	0
2.	Director General	20	01	0	01
3.	Addl. Prosecutor General	19	26	19	07
4.	Director Admin and Finance	19	1	0	1
5.	District Public Prosecutors	19	52	39	13
6.	Director	18	1	0	1
7.	Deputy Director BS 18	18	02	0	2
8.	Dy. Prosecutor General	18	88	68	20
9.	Dy. District Public Prosecutors	18	406	191	215
10.	Assistant Directors	17	03	1	2
11.	Asst. District Public Prosecutors	17	829	567	262
12.	Law Officer	17	04	0	04
13.	Private Secretary	17	01	0	01
14.	Superintendent	17	44	05	39
15.	Senior Data Processor	16	01	1	0
16.	Personal Assistant	16	35	19	16
17.	Assistant	16	56	41	15
18.	Stenographer	14	60	27	33
19.	Senior Clerk	14	105	0	105
20.	Data Entry Operator	12	2	2	0
21.	Cashier	11	1	0	1
22.	Accountant	11	1	0	1
23.	Junior Clerk	11	966	932	34

Sr. No.	Name of Post	BPS	Sanctioned Strength	Working Strength	Vacant
24.	Drivers	4	35	25	10
25.	Dak Runner/Dispatch Rider	4	5	5	0
26.	Naib Qasid	1	925	907	18
27.	Mali	1	1	1	0
28.	Chowkidar	1	2	1	1
29.	Sweeper	1	2	2	0
Total			3657	2854	803

Trainings:

The Center for Professional Development of Public Prosecutors (CPD) undertakes training and skill development of prosecutors on behalf of the Government of Punjab. Following is the list of trainings conducted by the CPD.

Sr. #.	Name of Course	Nature of Course	Venue	Duration	Dates	Number of Participants
01	Two Days Specialized Training for Prosecutors	Capacity Building	CPD	2 Days	09.01.2018 To 10.01.2018	16 (DDPPs, ADPPs)
02	Two Days Specialized Training for Prosecutors	Capacity Building	Sahiwal	2 Days	10.01.2018 To 11.01.2018	15 (DDPPs, ADPPs)
03	Two Days Specialized Training for Prosecutors	Capacity Building	CPD	2 Days	11.01.2018 To 12.01.2018	20 (DDPPs, ADPPs)
04	Three Days Specialized Training for ATC-Prosecutors	Capacity Building	CPD	3 Days	15.01.2018 To 17.01.2018	14 (All DDPPs)
05	Four Weeks Induction Training for ADPPs	Induction Training	CPD	4 Weeks	22.01.2018 To 16.02.2018	25 (All ADPPs)
06	Two Days Specialized Training for Prosecutors	Capacity Building	Rawalpindi	2 Days	29.01.2018 To 30.01.2018	14 (DDPPs, ADPPs)
07	Three Days Specialized Training for Prosecutors	Capacity Building	Rawalpindi	3 Days	31.01.2018 To 02.02.2018	14 (DDPPs, ADPPs)
08	Two Days Specialized Training for Prosecutors	Capacity Building	Bahawalpur	2 Days	06.02.2018 To 07.02.2018	15 (DPPs, DDPPs, ADPPs)
09	Two Days Specialized Training for Prosecutors	Capacity Building	Bahawalpur	2 Days	08.02.2018 To 09.02.2018	15 (DDPPs, ADPPs)

Sr. #.	Name of Course	Nature of Course	Venue	Duration	Dates	Number of Participants
10	Two Days Specialized Training for Prosecutors	Capacity Building	CPD	2 Days	20.02.2018 To 21.02.2018	24 (DPPs, DDPPs, ADPPs)
11	Two Days Specialized Training for Prosecutors	Capacity Building	Gujranwala	2 Days	26.02.2018 To 27.02.2018	16 (DDPPs, ADPPs)
12	Two Days Specialized Training for Prosecutors	Capacity Building	Gujranwala	2 Days	28.02.2018 To 01.03.2018	16 (DDPPs, ADPPs)
13	Four Weeks Induction Training for ADPPs	Induction Training	CPD	4 Weeks	05.03.2018 To 30.03.2018	27 (All ADPPs)
14	Two Days Specialized Training for Prosecutors	Capacity Building	Multan	2 Days	19.03.2018 To 20.03.2018	18 (DDPPs, ADPPs)
15	Two Days Specialized Training for Prosecutors	Capacity Building	Multan	2 Days	21.03.2018 To 22.03.2018	17 (DDPPs, ADPPs)
16	Two Days Specialized Training for Prosecutors	Capacity Building	Bahawalpur	2 Days	09.04.2018 To 10.04.2018	15 (DDPPs, ADPPs)
17	Three Days Specialized Training for Prosecutors	Capacity Building	Bahawalpur	3 Days	11.04.2018 To 13.04.2018	15 (DDPPs, ADPPs)
18	Two Days Specialized Training for Prosecutors	Capacity Building	CPD	2 Days	16.04.2018 To 17.04.2018	18 (DDPPs, ADPPs)
19	Three Days Specialized Training for Prosecutors	Capacity Building	CPD	3 Days	18.04.2018 To 20.04.2018	18 (DDPPs, ADPPs)
20	Three Days Specialized Training for ATC Prosecutors	Capacity Building	CPD	3 Days	24.04.2018 To 26.04.2018	15 (DPGs, DDPPs)
21	Two Days Specialized Training for Newly Posted DPGs	Capacity Building	CPD	2 Days	07.05.2018 To 08.05.2018	23 (DPGs)
22	Two Days Specialized Training for ATC Prosecutors on Charging Standards (Phase-I) (CAPRI)	Capacity Building	CPD	2 Days	10.05.2018 To 11.05.2018	25 (DPGs, DDPPs)
23	Two Days Specialized Training for Newly Posted DPGs	Capacity Building	CPD	2 Days	17.05.2018 To 18.05.2018	24 (DPGs)
24	Two Days Specialized Training for	Capacity Building	Rawalpindi	2 Days	21.05.2018 To	14 (DDPPs, ADPPs)

Sr. #.	Name of Course	Nature of Course	Venue	Duration	Dates	Number of Participants
	Prosecutors				22.05.2018	
25	Three Days Specialized Training for Prosecutors	Capacity Building	Rawalpindi	3 Days	23.05.2018 To 25.05.2018	13 (DDPPs, ADPPs)
26	Two Days Specialized Training for APGs & DPGs	Capacity Building	CPD	2 Days	31.05.2018 To 01.06.2018	15 (APGs & DPGs)
27	Two Days Specialized Training for ADPPs & DDPPs	Capacity Building	Regional Training Center, Bahawalpur	2 Days	04.06.2018 To 05.06.2018	12 (DDPPs, ADPPs)
28	Three Days Specialized Training for ADPPs & DDPPs	Capacity Building	Regional Training Center, Bahawalpur	3 Days	06.06.2018 To 08.06.2018	12 (DDPPs, ADPPs)
29	Two Days Specialized Training for Prosecutors	Capacity Building	CPD	2 Days	04.06.2018 To 05.06.2018	20 (DDPPs, ADPPs)
30	Three Days Specialized Training for Prosecutors	Capacity Building	CPD	3 Days	06.06.2018 To 08.06.2018	20 (DDPPs, ADPPs)
31	Two Days Specialized Training for ATC Prosecutors on Charging Standards (Phase-I) (CAPRI)	Capacity Building	CPD	2 Days	25.06.2018 To 26.06.2018	26 (DPGs, DDPPs)
32	Two Days Specialized Training for ATC Prosecutors on Charging Standards (Phase-II) (CAPRI)	Capacity Building	CPD	2 Days	28.06.2018 To 29.06.2018	26 (DPGs, DDPPs)
33	Two Days Specialized Training for ATC Prosecutors on Charging Standards (Phase-II) (CAPRI)	Capacity Building	CPD	2 Days	02.07.2018 To 03.07.2018	26 (DPGs, DDPPs)
34	Four Weeks Induction Training for ADPPs	Induction Training	CPD	4 Weeks	30.07.2018 To 31.08.2018	25 (All ADPPs)
35	Two Days Specialized Training for Prosecutors on Appeal Policy (CAPRI)	Capacity Building	CPD	2 Days	03.09.2018 To 04.09.2018	24 (APGs, DPGs, DPPs, DDPPs)
36	Two Days Specialized Training for Prosecutors	Capacity Building	CPD	2 Days	06.09.2018 To	26 (APGs, DPGs, DPPs,

Sr. #.	Name of Course	Nature of Course	Venue	Duration	Dates	Number of Participants
	on Appeal Policy (CAPRI)				07.09.2018	DDPPs)
37	Two Days Specialized Training for Prosecutors on Appeal Policy (CAPRI)	Capacity Building	CPD	2 Days	10.09.2018 To 11.09.2018	26 (APGs, DPGs, DPPs, DDPPs)
38	Two Days Specialized Training for Prosecutors on Appeal Policy (CAPRI)	Capacity Building	CPD	2 Days	13.09.2018 To 14.09.2018	27 (APGs, DPGs, DPPs, DDPPs)
39	Four Weeks Induction Training for ADPPs	Induction Training	CPD	4 Weeks	24.09.2018 To 19.10.2018	25 (All ADPPs)
40	Two Days Specialized Training for Prosecutors	Capacity Building	Rawalpindi	2 Days	08.10.2018 To 09.10.2018	14 (DDPPs, ADPPs)
41	Two Days Specialized Training for Prosecutors	Capacity Building	Rawalpindi	2 Days	10.10.2018 To 11.10.2018	14 (DDPPs, ADPPs)
42	Three Days Specialized Training for Prosecutors on Charging Standards (Phase-I & II) (CAPRI)	Capacity Building	CPD	3 Days	08.11.2018 To 10.11.2018	25 (DPGs, DPPs, DDPPs, ADPPs)
43	Two Days Specialized Training for Prosecutors	Capacity Building	Multan	2 Days	19.11.2018 To 20.11.2018	15 (DDPPs, ADPPs)
44	Two Days Specialized Training for Prosecutors	Capacity Building	Multan	2 Days	22.11.2018 To 23.11.2018	15 (DDPPs, ADPPs)
45	Two Days Specialized Training for Prosecutors	Capacity Building	CPD	2 Days	22.11.2018 To 23.11.2018	20 (DDPPs, ADPPs)
46	Four Days Specialized Training for Prosecutors	Capacity Building	CPD	4 Days	27.11.2018 To 30.11.2018	20 (DDPPs, ADPPs)
47	45-Days Training for Promotion of ADPPs to the Rank of DDPPs	Promotion Linked	CPD	45 Days	03.12.2018 To 16.01.2019	115 (ADPPs)
48	12-Weeks Training for Promotion of DPGs to the Rank of APGs	Promotion Linked	CPD	12 Weeks	10.12.2018 To 01.03.2019	20 (DPGs)

Trainings Conducted by Office of Prosecutor General Punjab

Sr. No.	Training Subject	Institute / Organizing Agency	Venue	Duration	Nomination of Officers
1.	Short Course on Capacity Building of DDOs	MPDD, Lahore	MPDD, Lahore	05 days 12.02.18 to 16.02.18	01
2.	Short Course on Effective Office Management	MPDD, Lahore	MPDD, Lahore	05 days 19.02.18 to 23.02.18	02
3.	Short course on Human Resource Management	MPDD, Lahore	MPDD, Lahore	05 days 26.02.18 to 02.03.18	01
4.	Short Course on Information Technology	MPDD, Lahore	MPDD, Lahore	05 days 12.03.18 to 16.03.18	03
5.	Four-week training course promotion for promotion of assistants (BS-16) to Superintendent (BS-17)	MPDD, Lahore	MPDD, Lahore	04 weeks 26-02-2018 to 23- 03-2018	05
6.	Short Course on Financial Management Skills	MPDD, Lahore	MPDD, Lahore	5 days 16.04.18 to 20.04.18	05
7.	Short Course on Financial Management Skills	MPDD, Lahore	MPDD, Lahore	5 days 30.04.18 to 04.04.18	02
8.	Workshop on Procurement Rules	MPDD, Lahore	MPDD, Lahore	3 days 07-05-2018 to 09- 05-2018	02
9.	Director Training Program (DPT)	SECP	MPDD, Lahore	4-days 3 rd Week of June 2018	02
10.	Short Course on Advance IT Skills for officers	MPDD, Lahore	MPDD, Lahore	5days 30.07.18 to 03.08.18	04
11.	Workshop on PEEDA ACT	MPDD, Lahore	MPDD, Lahore	3 days 06-08-18 to 08-08-18	02
12.	Workshop on Leadership Skills	MPDD, Lahore	MPDD, Lahore	3days 27.08.18 to 29.08.18	03
13.	Short Course on Project Management	MPDD, Lahore	MPDD, Lahore	5days 03-09-18 to 07-09-18	05
14.	Orientation Seminar For Adverse Outcome Implementation Plan & Fingerprints Evidence Guidelines.	Justice System Support Programme Team, Punjab	Lahore	01 Day 17-08-2018	11

15.	Short Course on basic IT Skills for Officials	MPDD, Lahore	MPDD, Lahore	5days 10-09-18 to 14-09-18	06
16.	Short Course on basic IT Skills for Officials	MPDD, Lahore	MPDD, Lahore	5days 10-09-18 to 14-09-18	06
17.	Consultative Workshop On Alternatives To Detention In Pakistan.	UNODC, Pakistan	Remada Hotel, Islamabad.	11-09-2018	01
18.	Workshop on Procurement Rules	MPDD, Lahore	MPDD, Lahore	3days 24-09-18 to 26-09-18	02
19.	Short Course on Effective Management	MPDD, Lahore	MPDD, Lahore	5days 08-10-18 to 12- 10-18	01
20.	Short Course on Communication Skills	MPDD, Lahore	MPDD, Lahore	5days 15-10-18 to 19- 10-18	03
21.	Short Course on Human Resource Management	MPDD, Lahore	MPDD, Lahore	5days 22-10-18 to 26- 10-18	01
22.	Feminist Criminology	GIZ	Pearl Continental Hotel, Lahore.	18-10-2018	05
23.	Strengthen the Criminal Investigation	GIZ	Marriot Hotel, Islamabad.	29-10-2018 to 30- 10-2018	03
24.	Workshop on PPRA for official	MPDD, Lahore	MPDD, Lahore	3days 05-11-18 to 07-11-18	02
25.	CTD- Prosecution Coordination	CAPRI	Lahore	5 days 19-11-2018.	02
26.	Four-week training course promotion for promotion of assistants (BS-16) to Superintendent (BS-17)	MPDD, Lahore	MPDD, Lahore	Four weeks 19-11-2018 to 14- 12-2018	02



PUNJAB CRIMINAL PROSECUTION SERVICE

Government of Punjab

📍 Kasuri Tower, 4-Fane Road, Lahoer.

☎ +92 42 99211054-5 📧 ps0.pgp@gmail.com 🌐 www.pg.punjab.gov.pk